



**THE RADIANCE COLLECTION**  
Semi-Detached Homes

Plan	Sqft	Bed   Bath	Opening Weekend Price	Pricing As Of October 27 <sup>th</sup>
Amber A	1,350	3   2.5	\$579,990	\$589,990
Amber B			\$589,990	\$599,990
Amber C			\$599,990	\$609,990
Cardinal A	1,510	3   2.5	\$599,990	\$609,990
Cardinal B			\$609,990	\$619,990
Cardinal C			\$619,990	\$629,990
Sapphire A	1,760	3   2.5	\$629,990	\$639,990
Sapphire B			\$639,990	\$649,990
Sapphire C			\$649,990	\$659,990

**SALES PROFESSIONAL**

Brenda Kearley  
bkearley@fusionhomes.com  
226-343-2554

**Unrivaled Grand Opening Weekend Pricing**

See Sales Professional for details. Some lots may carry premiums. All prices include G.S.T./H.S.T. where applicable. Prices, promotions, deposits and features subject to change without notice E & O.E. (October 2025)

**FUSION**  
HOMES



**THE NOVA SERIES**  
Two-Storey Detached Homes on 30ft Lots

Plan	Sqft	Bed   Bath	Opening Weekend Price	Pricing As Of October 27 <sup>th</sup>
Orla A	1,700	3   1.5	\$669,990	\$679,990
Orla C			\$679,990	\$689,990
Mika A	1,850	3   1.5	\$689,990	\$699,990
Mika C			\$699,990	\$709,990

**Unrivald Grand Opening Weekend Pricing**

**SALES PROFESSIONAL**  
Brenda Kearley  
bkearley@fusionhomes.com  
226-343-2554

See Sales Professional for details. Some lots may carry premiums. All prices include G.S.T./H.S.T. where applicable. Prices, promotions, deposits and features subject to change without notice E & O.E. (October 2025)

**FUSION**  
HOMES



**THE AVIA SERIES**  
Two-Storey Detached Homes on 30ft Lots

Plan	Sqft	Bed   Bath	Opening Weekend Price	Pricing As Of October 27 <sup>th</sup>
Alta A	1,700	3   2.5	\$709,990	\$719,990
Alta B			\$719,990	\$729,990
Alta C			\$729,990	\$739,990
Alta D			\$739,990	\$749,990
Kade A	1,850	3   2.5	\$729,990	\$739,990
Kade B			\$739,990	\$749,990
Kade C			\$749,990	\$759,990
Kade D			\$759,990	\$769,990
Shay A	1,890	3   2.5	\$739,990	\$749,990
Shay B			\$749,990	\$759,990
Shay D			\$769,990	\$779,990
Kyra A	1,900	3   2.5	\$749,990	\$759,990
Kyra B			\$759,990	\$769,990
Kyra D			\$779,990	\$789,990
Dane A	2,000	3   2.5	\$769,990	\$779,990
Dane B			\$779,990	\$789,990
Dane C			\$789,990	\$799,990
Dane D			\$799,990	\$809,990
Theo A	2,100	3   2.5	\$789,990	\$799,990
Theo C			\$809,990	\$819,990
Hugh A	2,300	4   2.5	\$819,990	\$829,990
Hugh C			\$839,990	\$849,990
Bria A	2,400	4   2.5	\$839,990	\$849,990
Bria C			\$849,990	\$859,990

**SALES PROFESSIONAL**  
Brenda Kearley  
bkearley@fusionhomes.com  
226-343-2554

**Unrivaled Grand Opening Weekend Pricing**

See Sales Professional for details. Some lots may carry premiums. All prices include G.S.T./H.S.T. where applicable. Prices, promotions, deposits and features subject to change without notice E & O.E. (October 2025)

**FUSION**  
HOMES



## THE RADIANCE COLLECTION

Semi-Detached Homes

### Quality Construction

- Oversized 40" x 24" operating basement windows (as per plan)
- Rough-in for future 3-piece bathroom in basement
- California ceilings throughout
- Closets featuring full swing doors in lieu of bi-fold (as per plan)
- 7lb carpet underlay
- Installed piping for dryer vents (purchaser to connect to dryer)

### Luxury Bathrooms

- Primary bedroom ensuite (as per plan)
- Luxurious soaker tubs in all baths
- Ceramic on ceilings in all showers
- Upgraded bathroom exhaust fans
- Ceramic floor tiles (as per plan)
- Ceramic wall tiles for tub surrounds (as per plan)
- Vanities included in all powder rooms (as per plan)

### Distinctive Exteriors

- Brick over first floor windows and doors on front elevation (as per plan)
- Walkway to front entry from paved driveway (12" x 12" paving stones)
- 8" round, vinyl exterior columns (B elevations only)
- Upgraded window colour (as per exterior color package)
- Rectangular Address Stone

### Sophisticated Finishes

- Premium carpet offering
- 4" baseboards with 2 ¾" casing
- One light fixture in each room, including walk-in closets
- Decora light switches and plugs throughout entire home
- Space saving configuration for shelving in walk-in closets
- Choice of standard interior paint (entire home)
- Satin nickel door levers

### Gourmet Kitchens

- Custom cabinetry with soft close cabinet doors and drawers
- Ceramic floor tiles (as per plan)
- Quartz countertops
- Double stainless steel undermount sink
- Single lever pull down faucet

### Green Living

- Water saver taps
- Low E windows with Argon
- Eco American Standard dual flush toilets
- Programmable digital thermostat
- R-27 insulated above-grade 2"x6" walls
- R-20 full height blanket insulation in basement
- R-31 insulated floor over unheated space
- R-60 insulation in attic
- Water softener & high-efficiency hot water heater (rentals)
- High-efficiency furnace
- Energy saving bulbs in interior and exterior fixtures (Note: some light fixtures may not be able to accommodate these bulbs)
- Energy Recovery Ventilator (ERV) system

All prices include G.S.T./H.S.T. where applicable.

Prices and features subject to change without notice E & O.E. (October 8, 2025)





## THE NOVA SERIES

Two-Storey Detached Homes on 30ft Lots

### Quality Construction

- Oversized 40" x 24" operating basement windows (as per plan)
- Rough-in for future 3-piece bathroom in basement
- California ceilings throughout
- Closets featuring full swing doors in lieu of bi-fold (as per plan)
- 7lb carpet underlay
- Installed piping for dryer vents (purchaser to connect to dryer)

### Luxury Bathrooms

- Primary bedroom ensuite (as per plan)
- Luxurious soaker tubs in all baths
- Ceramic on ceilings in all showers
- Upgraded bathroom exhaust fans
- Ceramic floor tiles (as per plan)
- Ceramic wall tiles for tub surrounds (as per plan)
- Vanities included in all powder rooms (as per plan)

### Distinctive Exteriors

- Brick over first floor windows and doors on front elevation (as per plan)
- Walkway to front entry from paved driveway (12" x 12" paving stones)
- 8" round, vinyl exterior columns (B elevations only)
- Upgraded window colour (as per exterior color package)
- Rectangular Address Stone

### Sophisticated Finishes

- Premium carpet offering
- 4" baseboards with 2 ¾" casing
- One light fixture in each room, including walk-in closets
- Decora light switches and plugs throughout entire home
- Space saving configuration for shelving in walk-in closets
- Choice of standard interior paint (entire home)

### Gourmet Kitchens

- Custom cabinetry with soft close cabinet doors and drawers
- Ceramic floor tiles (as per plan)

### Green Living

- Water saver taps
- Low E windows with Argon
- Eco American Standard dual flush toilets
- Programmable digital thermostat
- R-27 insulated above-grade 2"x6" walls
- R-20 full height blanket insulation in basement
- R-31 insulated floor over unheated space
- R-60 insulation in attic
- Water softener & high-efficiency hot water heater (rentals)
- High-efficiency furnace
- Energy saving bulbs in interior and exterior fixtures (Note: some light fixtures may not be able to accommodate these bulbs)
- Energy Recovery Ventilator (ERV) system

All prices include G.S.T./H.S.T. where applicable.  
Prices and features subject to change without notice E & O.E. (October 8, 2025)



## THE AVIA SERIES

Two-Storey Detached Homes on 30ft Lots

### Quality Construction

- Oversized 40" x 24" operating basement windows (as per plan)
- Rough-in for future 3-piece bathroom in basement
- California ceilings throughout
- Closets featuring full swing doors in lieu of bi-fold (as per plan)
- 7lb carpet underlay
- Installed piping for dryer vents (purchaser to connect to dryer)
- 9' Main floor ceiling height

### Luxury Bathrooms

- Primary bedroom ensuite (as per plan)
- Luxurious soaker tubs in all baths
- Ceramic on ceilings in all showers
- Upgraded bathroom exhaust fans
- Ceramic floor tiles (as per plan)
- Ceramic wall tiles for tub surrounds (as per plan)
- Vanities included in all powder rooms (as per plan)

### Distinctive Exteriors

- Brick over first floor windows and doors on front elevation (as per plan)
- Walkway to front entry from paved driveway (12" x 12" paving stones)
- 8" round, vinyl exterior columns (B elevations only)
- Upgraded window colour (as per exterior color package)
- Rectangular Address Stone

### Sophisticated Finishes

- Carpet free main floor. Hardwood in lieu of carpet on main floor (as per plan)
- Premium carpet offering
- 4" baseboards with 2 ¾" casing
- One light fixture in each room, including walk-in closets
- Decora light switches and plugs throughout entire home
- Oak railings and spindles
- Space saving configuration for shelving in walk-in closets
- Choice of standard interior paint (entire home)
- Satin nickel door levers

### Gourmet Kitchens

- Custom cabinetry with soft close cabinet doors and drawers
- Ceramic floor tiles (as per plan)
- Quartz countertops
- Double stainless steel undermount sink
- Single lever pull down faucet

### Green Living

- Water saver taps
- Low E windows with Argon
- Eco American Standard dual flush toilets
- Programmable digital thermostat
- R-27 insulated above-grade 2"x6" walls
- R-20 full height blanket insulation in basement
- R-31 insulated floor over unheated space
- R-60 insulation in attic
- Water softener & high-efficiency hot water heater (rentals)
- High-efficiency furnace
- Energy saving bulbs in interior and exterior fixtures (Note: some light fixtures may not be able to accommodate these bulbs)
- Energy Recovery Ventilator (ERV) system

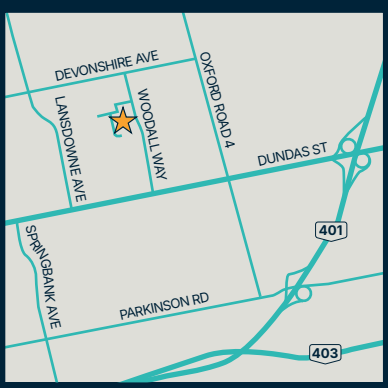
All prices include G.S.T./H.S.T. where applicable.  
Prices and features subject to change without notice E & O.E. (October 8, 2025)

# TIDRA

THE PULL OF HOME

- 30FT LOTS
- 34FT LOTS
- 36FT LOTS
- SEMIS
- TOWNHOMES

## CITY LOCATION



## NEIGHBOURHOOD



## SALES OFFICE

220 Cardinal Drive, Woodstock  
Mon-Wed: 2pm-7pm  
Sat & Sun: 12pm-5pm

226-499-7617  
tidra@fusionhomes.com



All lot renderings are artist's concepts and drawing is not to scale. All materials, specifications and lot dimensions are subject to change without notice. E. & O. E.

FUSION  
HOMES





## SHOPPING

- 1 Sobeys
- 2 Zehrs Markets
- 3 LCBO
- 4 PetSmart
- 5 Winners
- 6 Staples
- 7 Walmart Supercentre
- 8 Canadian Tire
- 9 SmartCentres Woodstock
- 10 Home Depot

## DINING

- 1 Wendy's
- 2 McDonald's
- 3 Starbucks
- 4 SixThirtyNine
- 5 Chuck's Roadhouse Bar & Grill
- 6 Charles Dickens Pub
- 7 Finkle Street Tap & Grill
- 8 Boston Pizza
- 9 Montana's BBQ & Bar

## BANKING

- 1 RBC Royal Bank
- 2 Scotiabank
- 3 TD Canada Trust
- 4 BMO
- 5 CIBC
- 6 Meridian Credit Union
- 7 Libro Credit Union

## RECREATION

- 1 Cowan Fields
- 2 Roth Park
- 3 Pittock Conservation Area
- 4 Cowan Park Sportsplex
- 5 GoodLife Fitness
- 6 Woodstock Public Library
- 7 Southside Park
- 8 Southside Aquatic Centre
- 9 Fit4Less
- 10 Woodstock District Community Complex
- 11 Creekside Golf Club

## SCHOOLS

- 1 École élémentaire catholique Sainte-Marguerite-Bourgeoys
- 2 St. Michael's Catholic Elementary School
- 3 Springbank Public School
- 4 Algonquin Public School
- 5 Huron Park Secondary School
- 6 Winchester Street Public School
- 7 Roch Carrier French Immersion Public School
- 8 College Avenue Secondary School
- 9 Oliver Stephens Public School
- 10 St. Mary's Catholic High School
- 11 Fanshawe College - Woodstock

The Amber

1,350 sq.ft.

3 Bedroom | 2.5 Bathroom | 1 Car Garage

Radiance Collection | Tidra

Semi

Open Concept Main Floor  
Modern Kitchen Layout with Island  
Upper Floor Laundry

Elevations

Amber A



Amber B

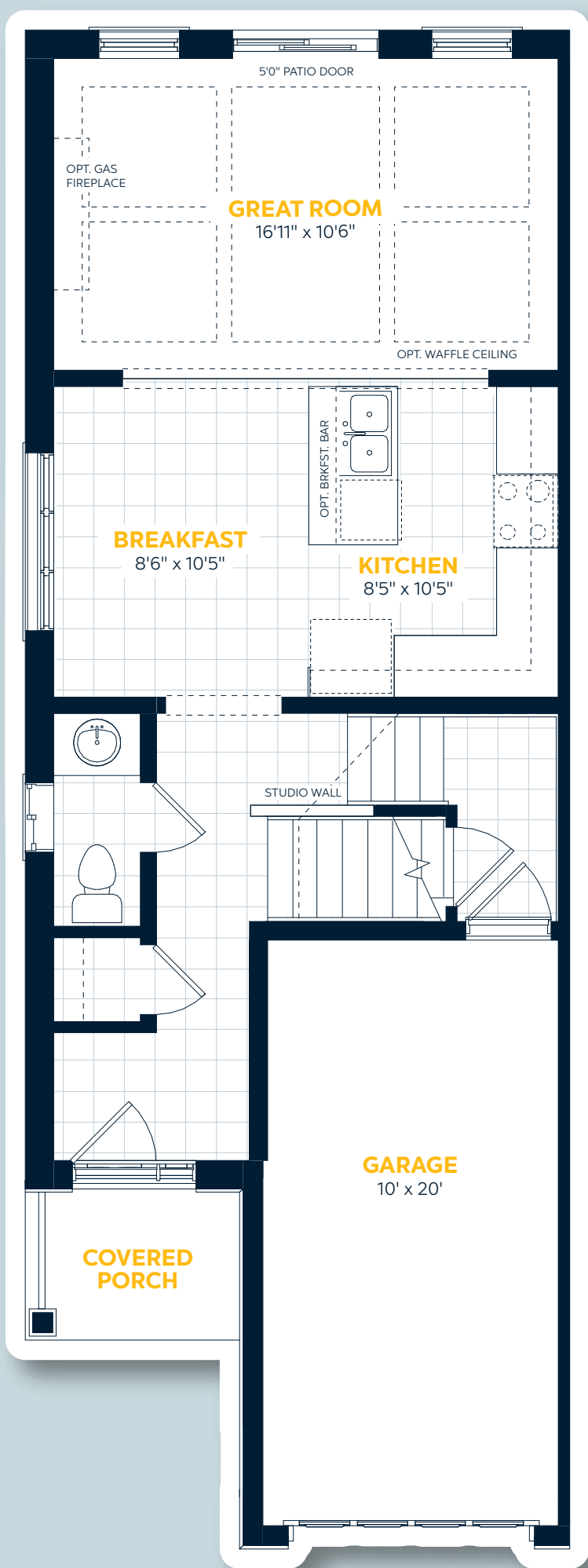


Amber C



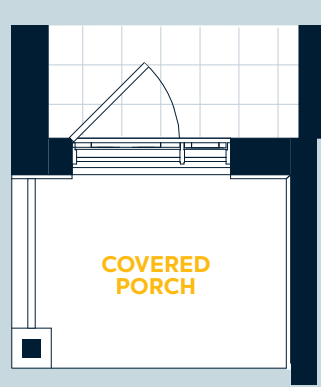
Main Floor

Elevation A



Elevation Variations

Elevation B1, B2\*, C1, C2\*  
Covered Porch Variation



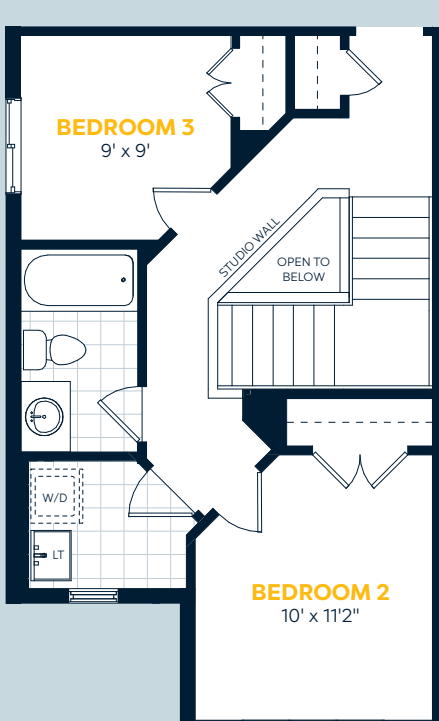
Upper Floor

Elevation A

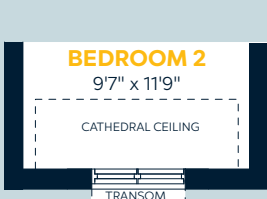


Elevation Variations

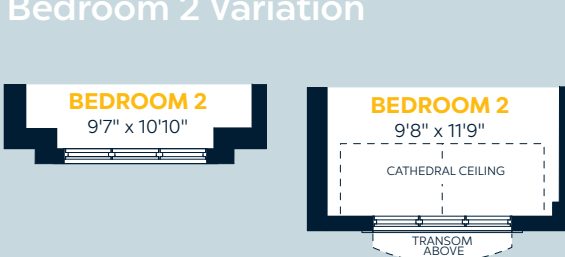
Elevation A2\*, B2\*, C2\*  
Bedroom 2, Upstairs Bath, and  
Hallway Linen Closet Variation



Elevation B1  
Bedroom 2 Variation

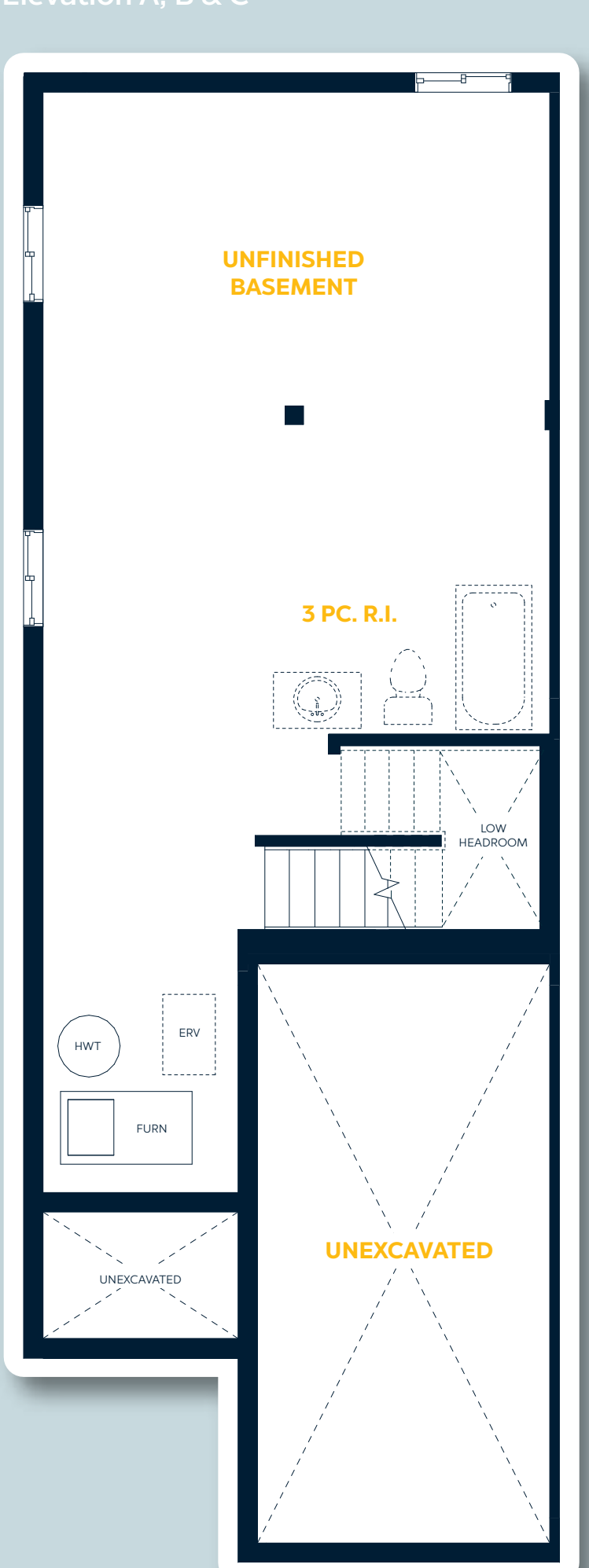


Left: Elevation C1  
Right: Elevation C2\*  
Bedroom 2 Variation



Basement Floor

Elevation A, B & C



\* A2, B2 & C2 (if applicable) are shown mirrored for comparison purposes. Consult a sales professional for orientation details for any specific lot.

E.&O.E. All materials, specifications and floorplans are subject to change without notice. All house renderings are artist's concept. All floorplans are approximate dimensions. Actual usable floor space may vary from stated floor area. Some designs may require upgraded lots. © Fusion Homes 2025. Reproduction of this plan is strictly prohibited.

# The Cardinal

1,510 sq.ft.

3 Bedroom | 2.5 Bathroom | 1 Car Garage

Radiance Collection | Tidra

Semi

Upper Floor Laundry  
Walk-in Closets in All Bedrooms  
Window in Garage to Add Light

## Elevations

Cardinal A



Cardinal B

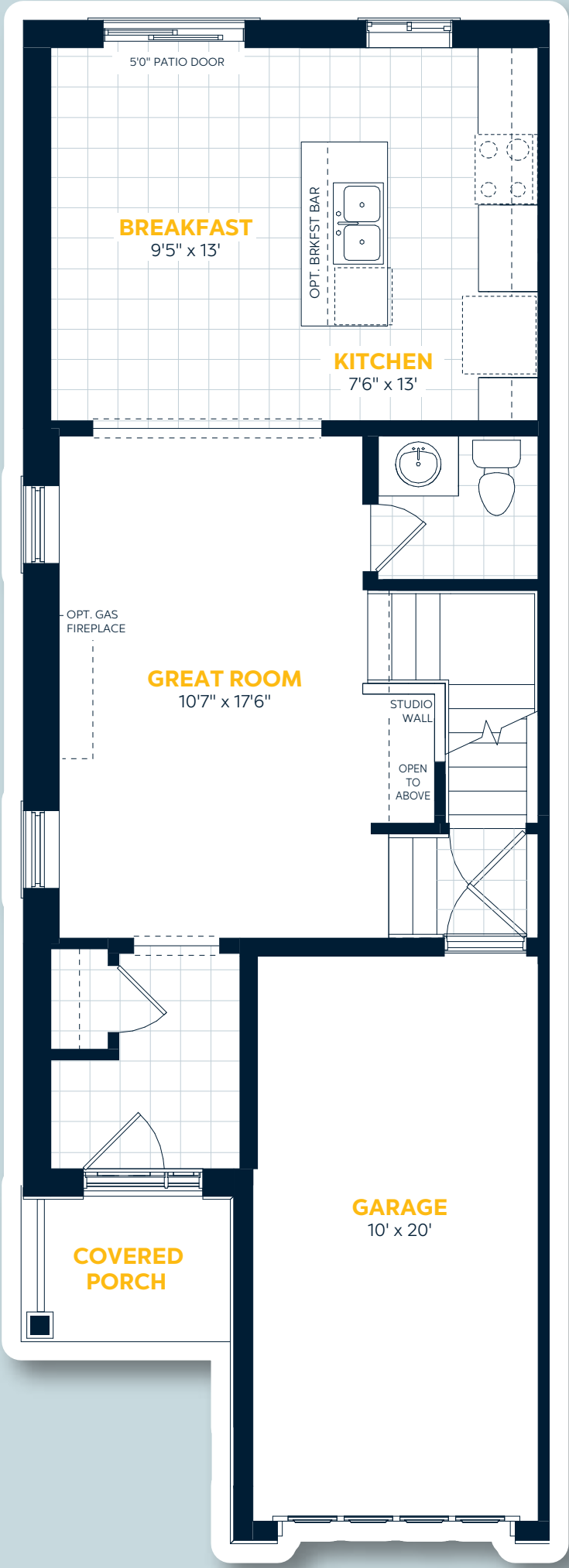


Cardinal C



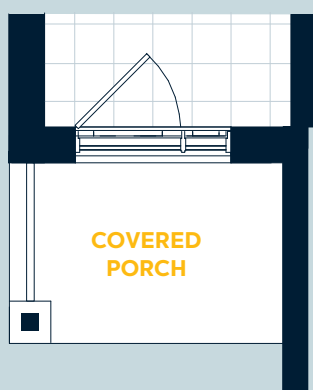
## Main Floor

Elevation A

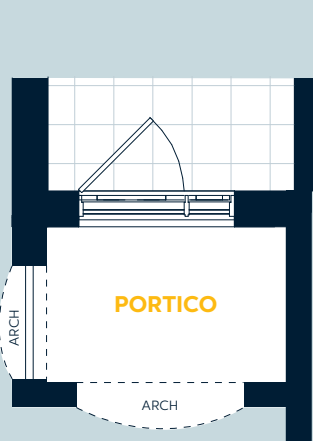


## Elevation Variations

Elevation B1, B2\*  
Covered Porch Variation

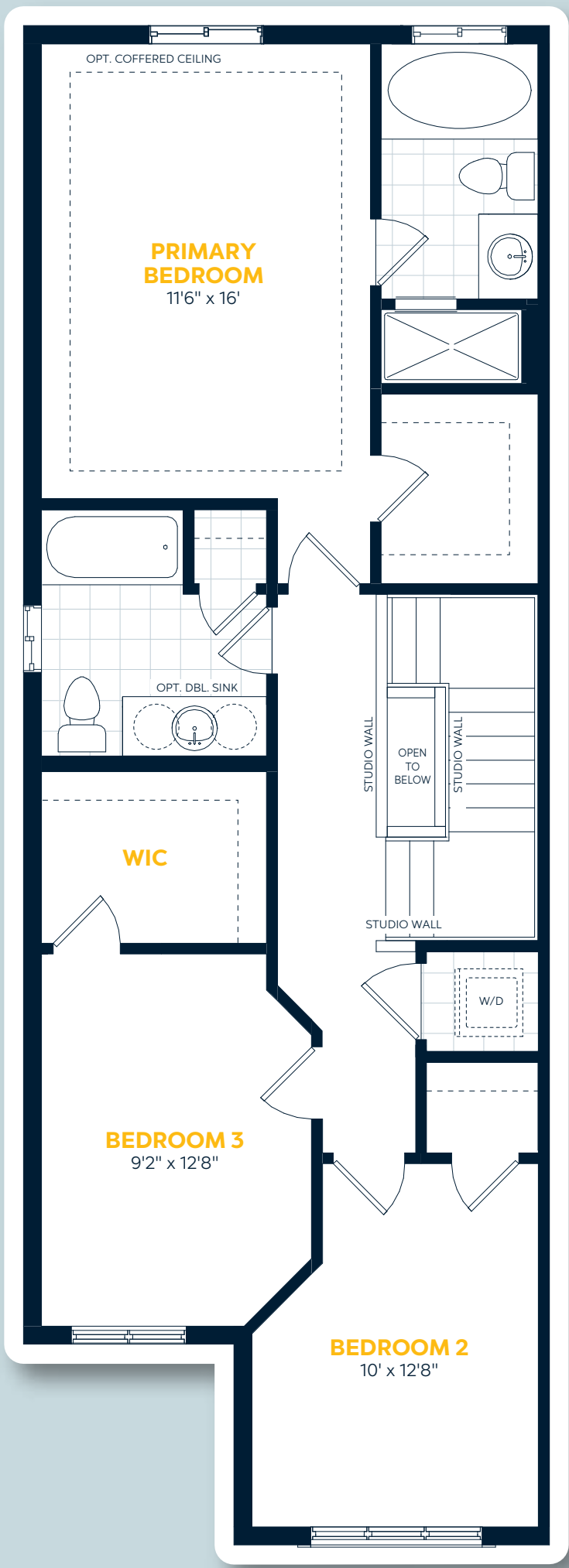


Elevation C1, C2\*  
Portico Variation



## Upper Floor

Elevation A



## Elevation Variations

Left: Elevation B1  
Right: Elevation B2\*  
Bedroom 2 Variation

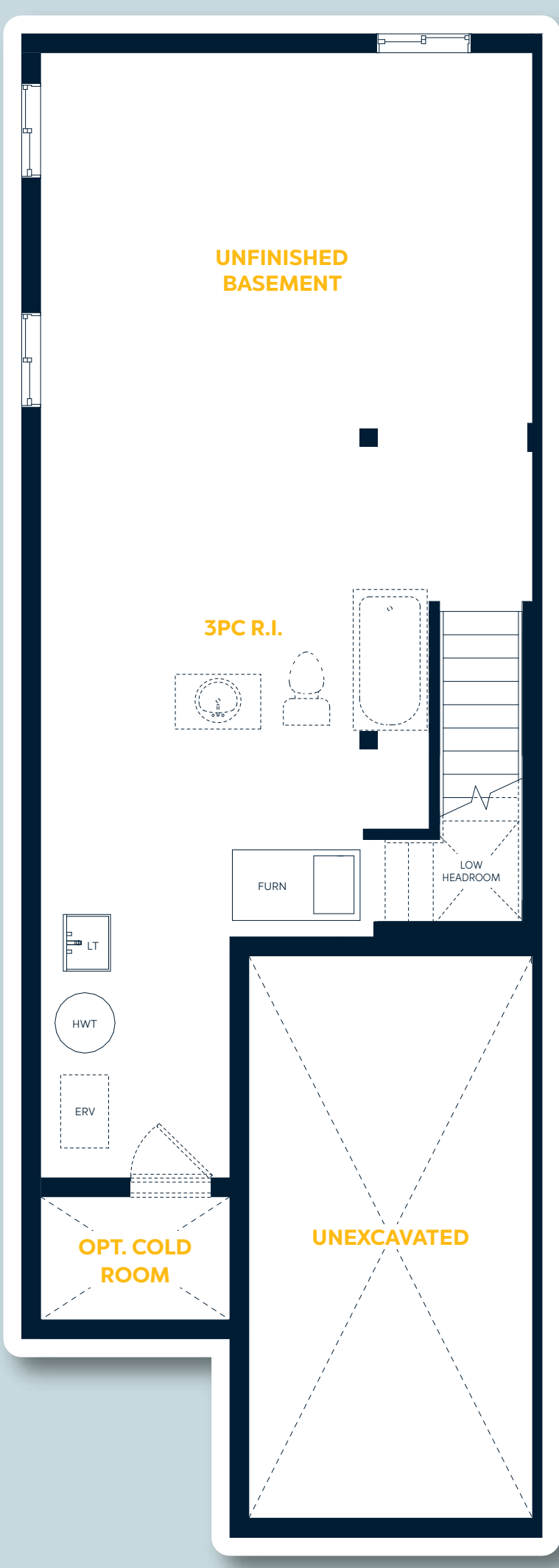


Left: Elevation C1  
Right: Elevation C2\*  
Bedroom 2 Variation



## Basement Floor

Elevation A, B & C



\* A2, B2 & C2 (if applicable) are shown mirrored for comparison purposes. Consult a sales professional for orientation details for any specific lot.

E.&O.E. All materials, specifications and floorplans are subject to change without notice. All house renderings are artist's concept. All floorplans are approximate dimensions. Actual usable floor space may vary from stated floor area. Some designs may require upgraded lots. © Fusion Homes 2025. Reproduction of this plan is strictly prohibited.



# The Sapphire

1,760 sq.ft.

3 Bedroom | 2.5 Bathroom | 1 Car Garage

Radiance Collection | Tidra

Semi

Open Concept Main Floor  
Galley-Style Modern Kitchen Layout  
Walk-In Pantry  
Upper Floor Laundry  
Giant Walk-In Closet (Primary Bedroom)

## Elevations

Sapphire A



Sapphire B

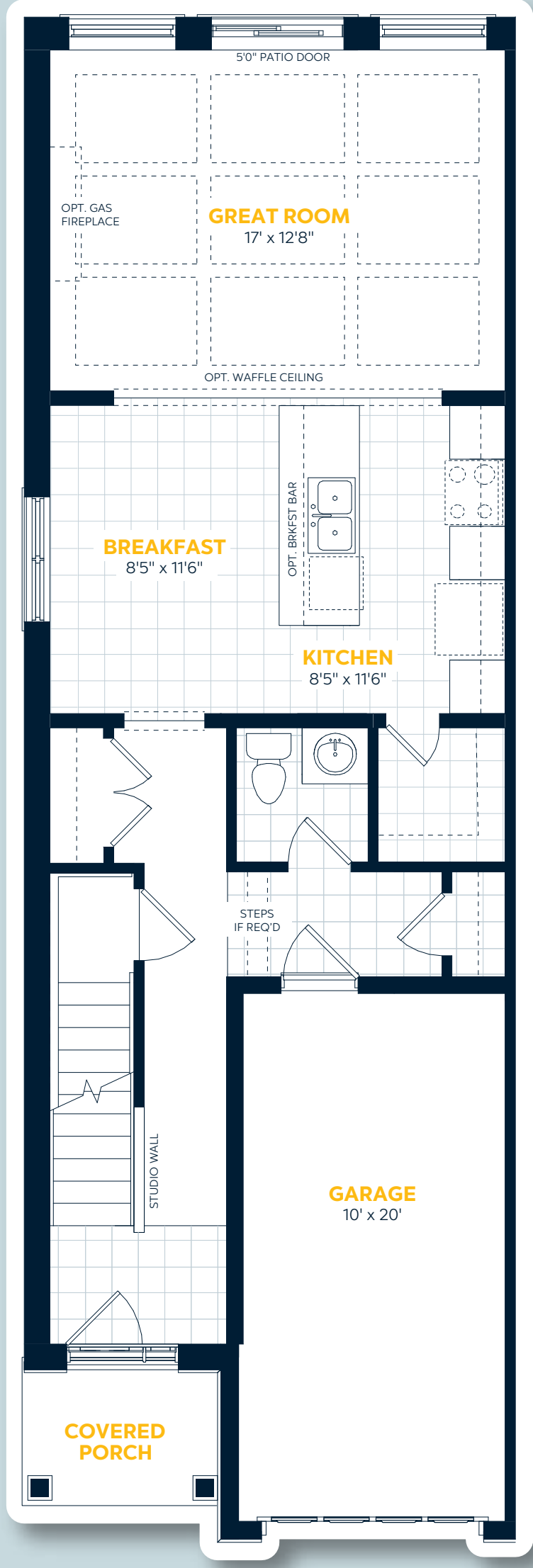


Sapphire C



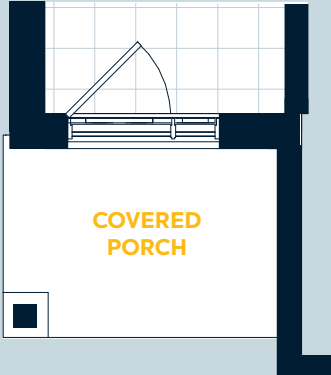
## Main Floor

Elevation A



## Elevation Variations

Elevation B1, B2\*  
Covered Porch Variation



Elevation C1, C2\*  
Portico Variation



## Upper Floor

Elevation A



## Elevation Variations

Elevation A2\*  
Bedroom 2 Variation



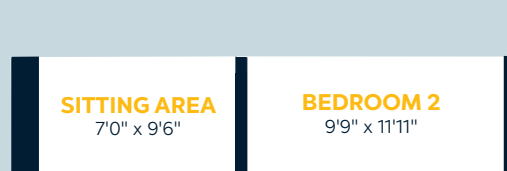
Elevation B1  
Front Variation



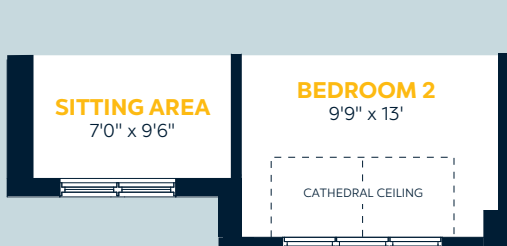
Elevation B2\*  
Front Variation



Elevation C1  
Front Variation

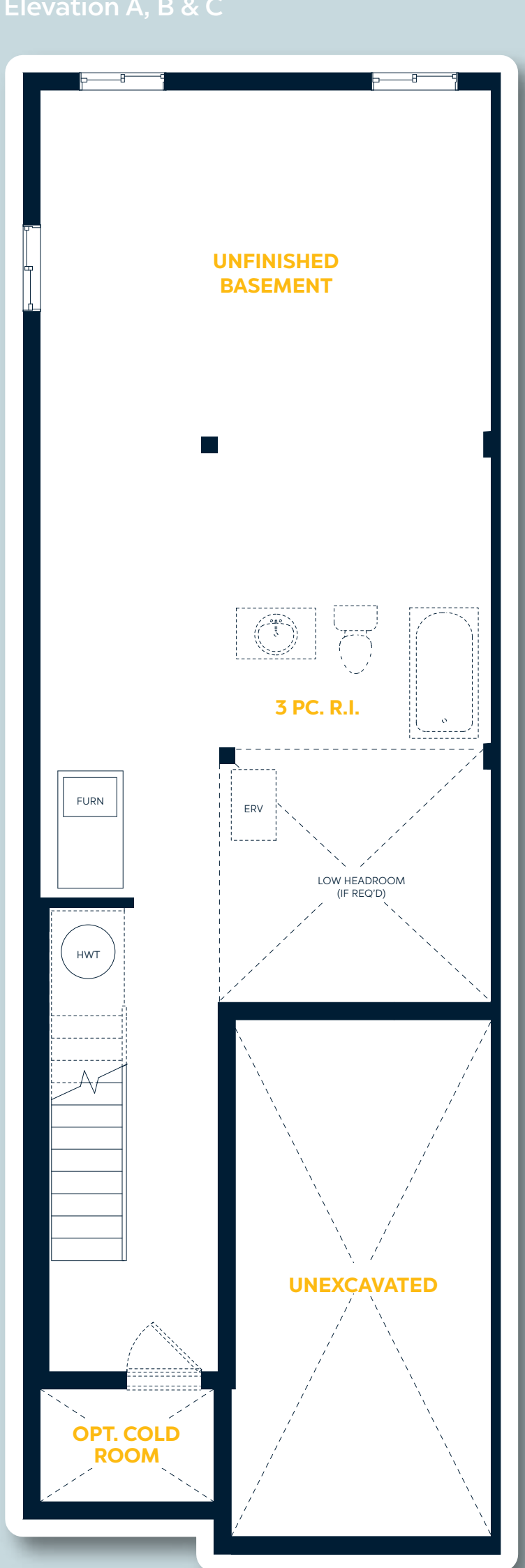


Elevation C2\*  
Upstairs Variation



## Basement Floor

Elevation A, B & C



\* A2, B2 & C2 (if applicable) are shown mirrored for comparison purposes. Consult a sales professional for orientation details for any specific lot.

E&O.E. All materials, specifications and floorplans are subject to change without notice. All house renderings are artist's concept. All floorplans are approximate dimensions. Actual usable floor space may vary from stated floor area. Some designs may require upgraded lots. © Fusion Homes 2025. Reproduction of this plan is strictly prohibited.



# The Alta

1,700 sq.ft.

3 Bedroom | 2.5 Bathroom | One-Car Garage

Avia Series | Tidra

30'

- Double Closet in Front Foyer
- Open Concept Main Floor
- Convenient Upper Floor Laundry
- Oversized Primary Walk-In Closet
- Additional Linen Closet in Primary Bedroom

## Elevations

Alta A



Alta B



Alta C

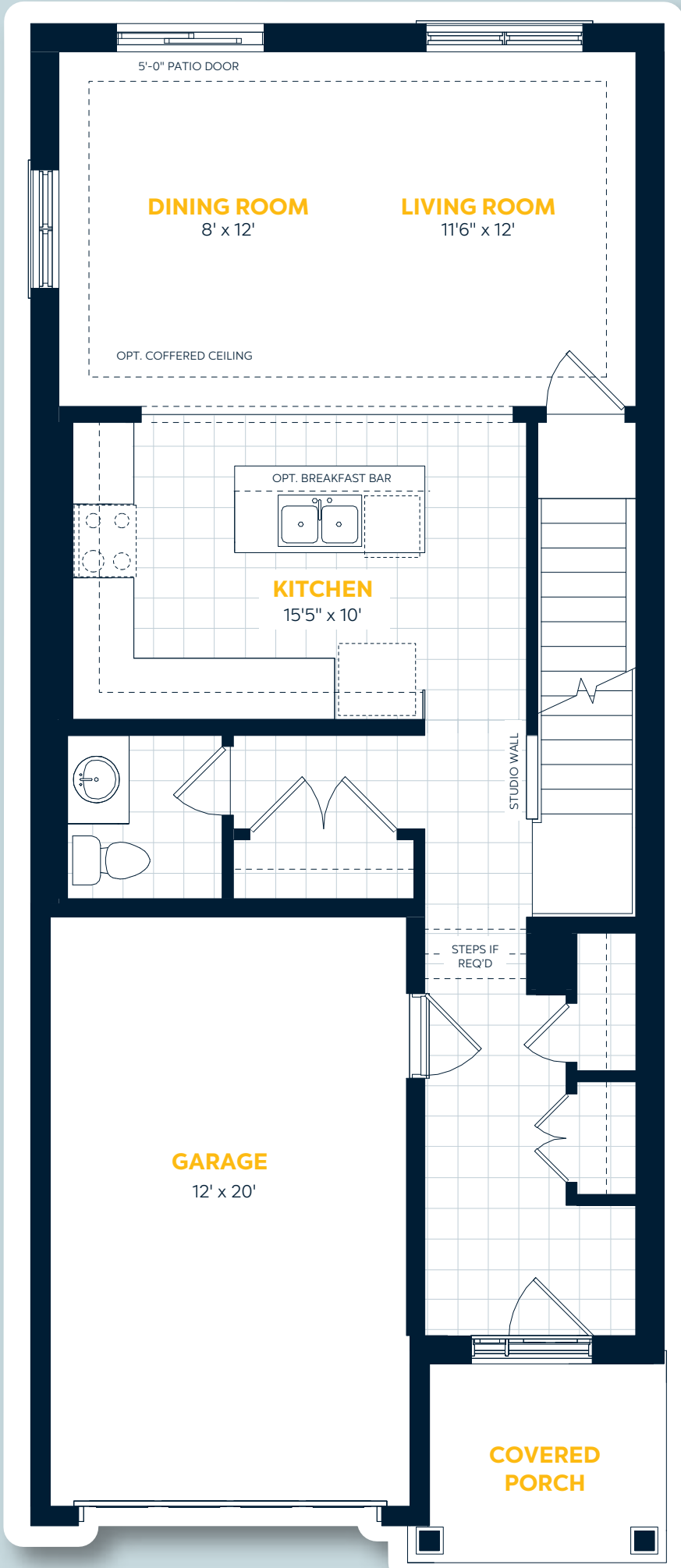


Alta D



## Main Floor

Elevation A

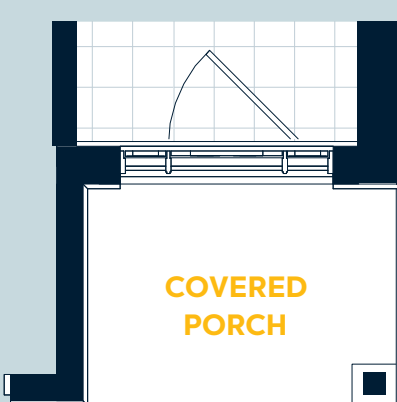


## Elevation Variations

Elevation B & D  
Front Door Variation

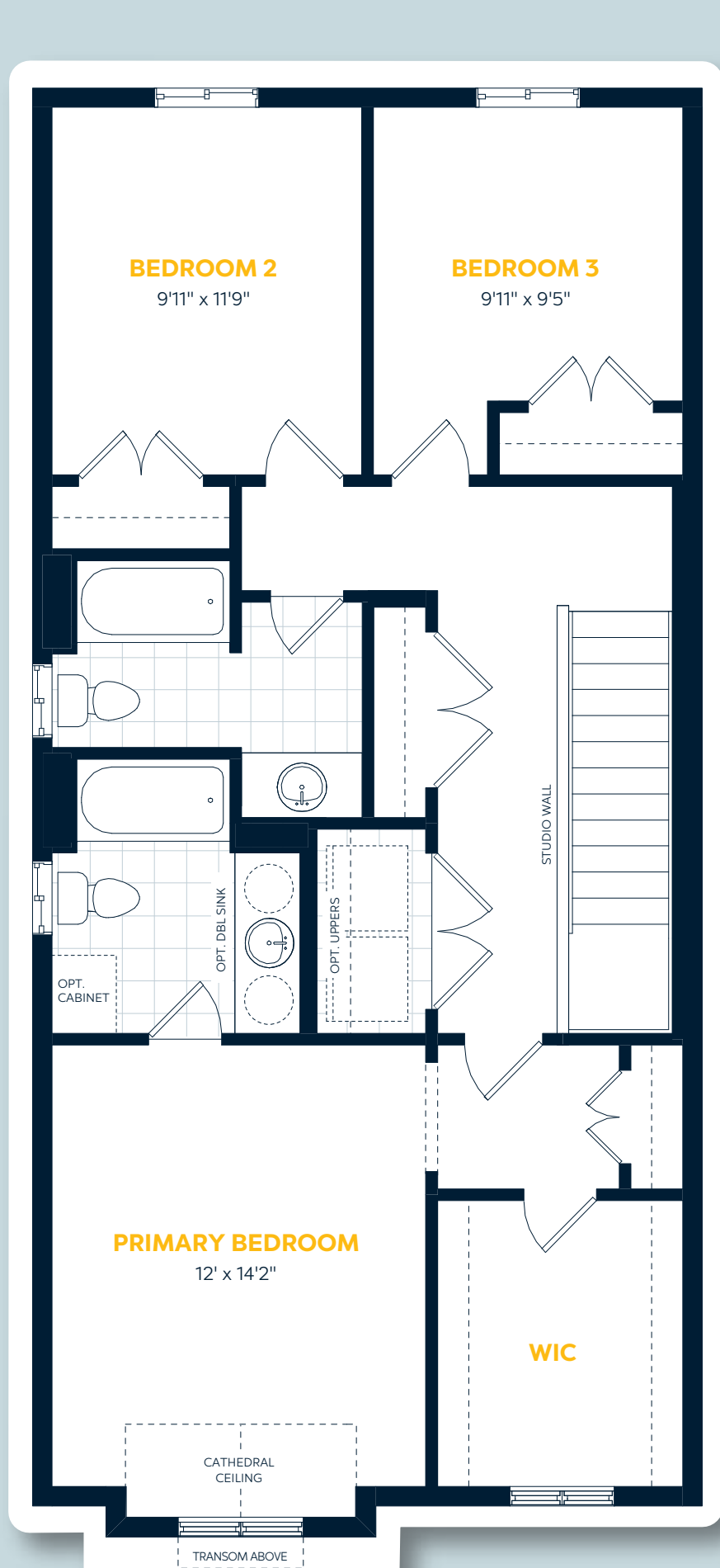


Elevation C  
Front Door & Covered Porch Variation



## Upper Floor

Elevation A



## Elevation Variations

Elevation B  
Primary Bedroom Variation



Elevation C  
Primary Bedroom Variation

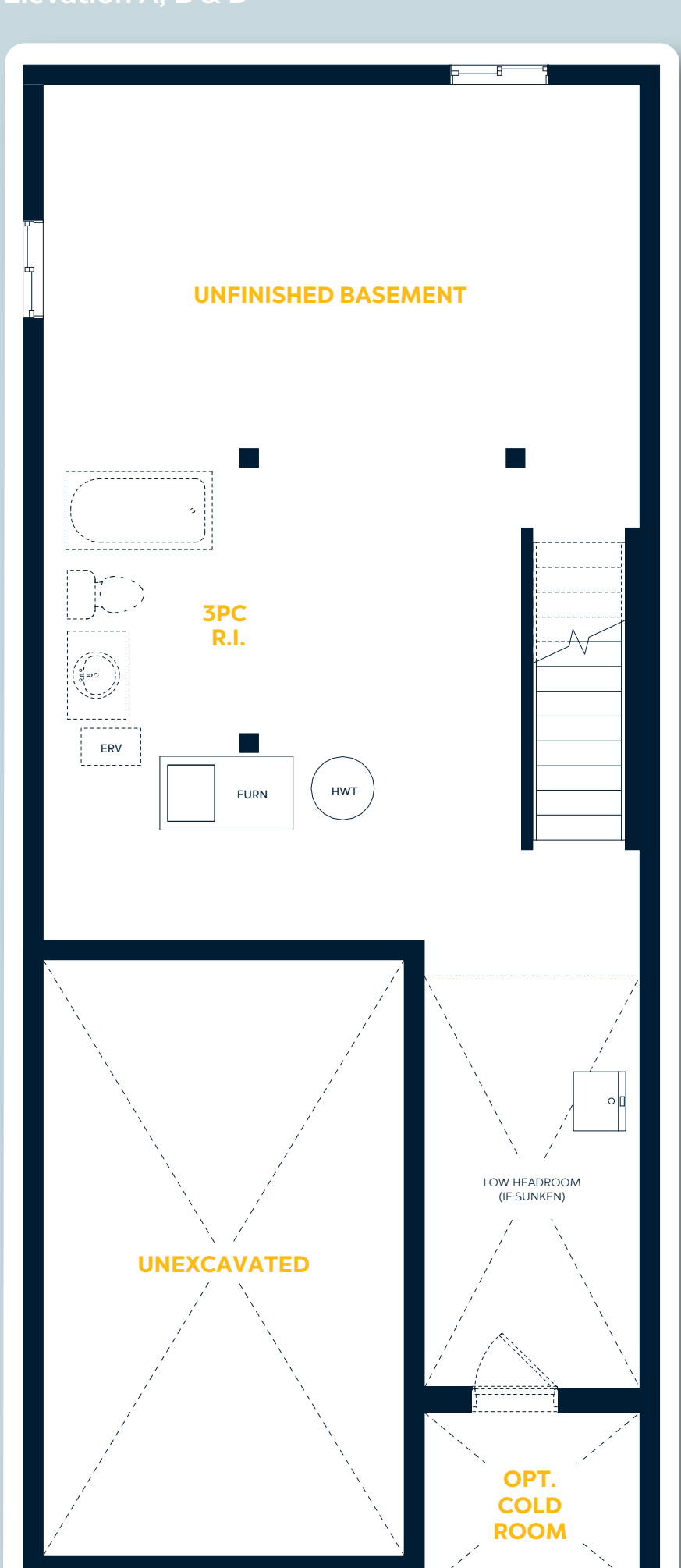


Elevation D  
Primary Bedroom Variation



## Basement Floor

Elevation A, B & D



Elevation C  
Opt. Cold Room Variation



E&O.E. All materials, specifications and floorplans are subject to change without notice. All house renderings are artist's concept. All floorplans are approximate dimensions. Actual usable floor space may vary from stated floor area. Some designs may require upgraded lots. © Fusion Homes 2025. Reproduction of this plan is strictly prohibited.



# The Bria

2,400 sq.ft.

4 Bedroom | 2.5 Bathroom | One-Car Garage

Avia Series | Tidra

30'

- Open Concept Main Floor
- Large Walk-In Pantry in Servery
- Large Upper Floor Laundry Room
- Oversized Primary Walk-In Closet
- Upper Floor Nook with Optional Workspace

## Elevations

Bria A

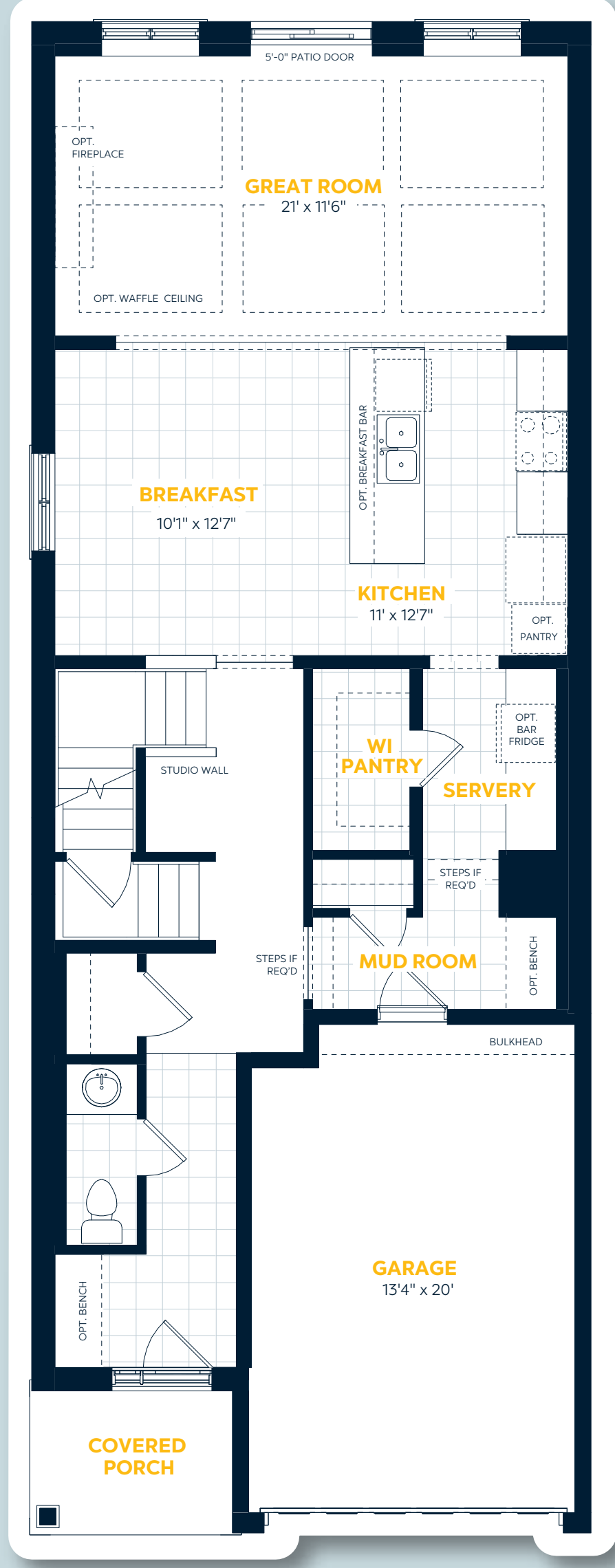


Bria C



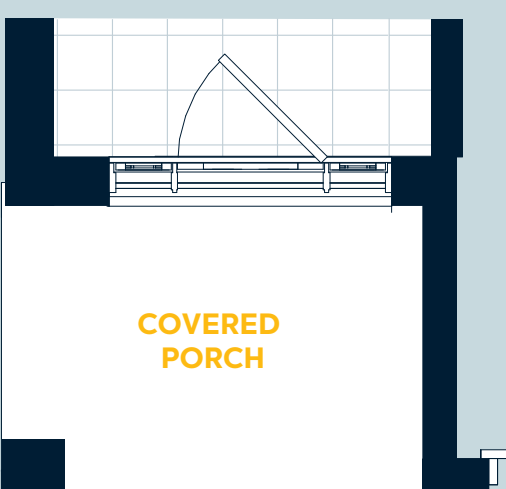
## Main Floor

Elevation A



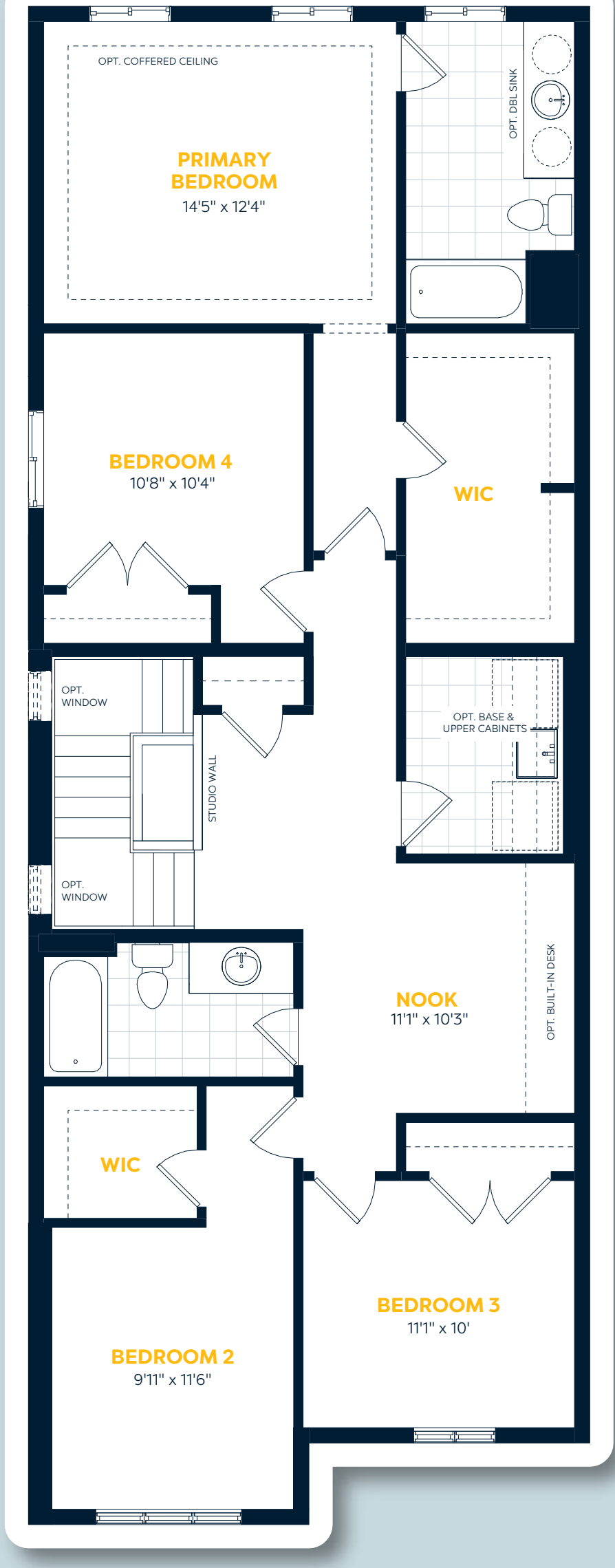
## Elevation Variations

Elevation C  
Covered Porch Variation



## Upper Floor

Elevation A



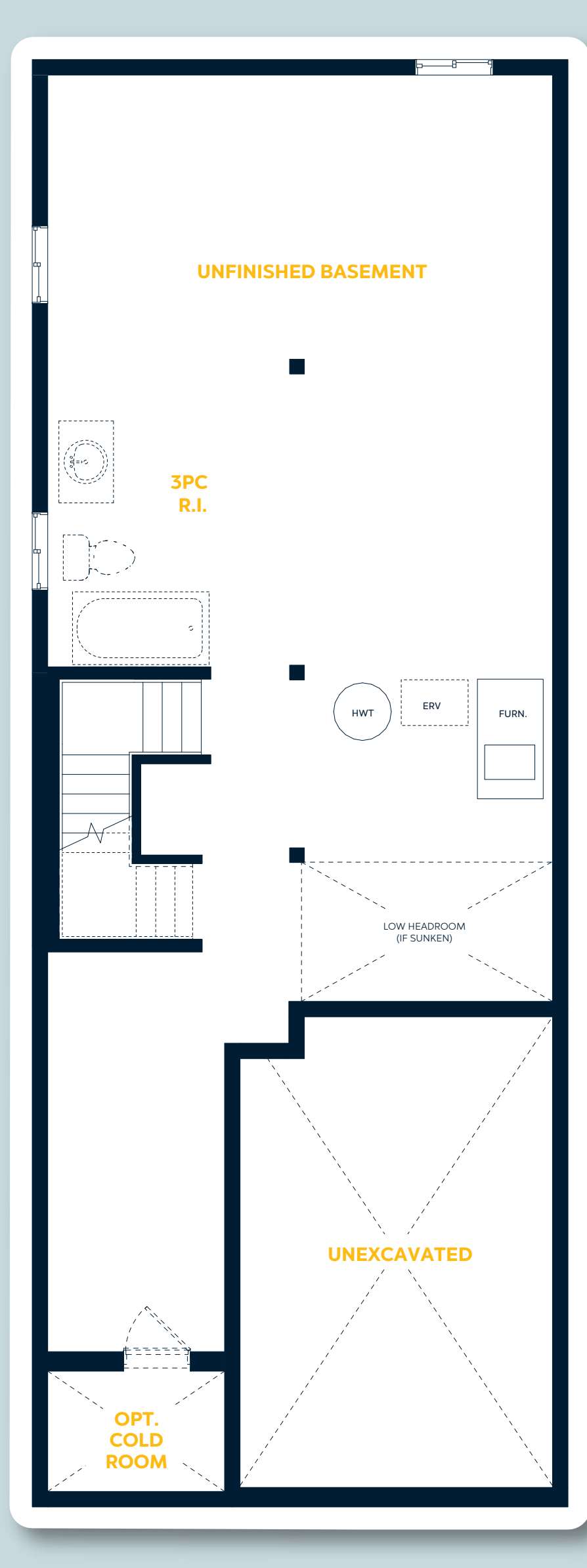
## Elevation Variations

Elevation C  
Front Bedrooms Variation



## Basement Floor

Elevation A



E.&O.E. All materials, specifications and floorplans are subject to change without notice. All house renderings are artist's concept. All floorplans are approximate dimensions. Actual usable floor space may vary from stated floor area. Some designs may require upgraded lots. © Fusion Homes 2025. Reproduction of this plan is strictly prohibited.



# The Kade

1,850 sq.ft.

3 Bedroom | 2.5 Bathroom | One-Car Garage

Avia Series | Tidra

30'

- Open Concept Main Floor
- Optional Walk-In Pantry
- Large Laundry Room & Mud Room
- Upper Floor Family Room
- Optional Fourth Bedroom

## Elevations

Kade A



Kade B



Kade C

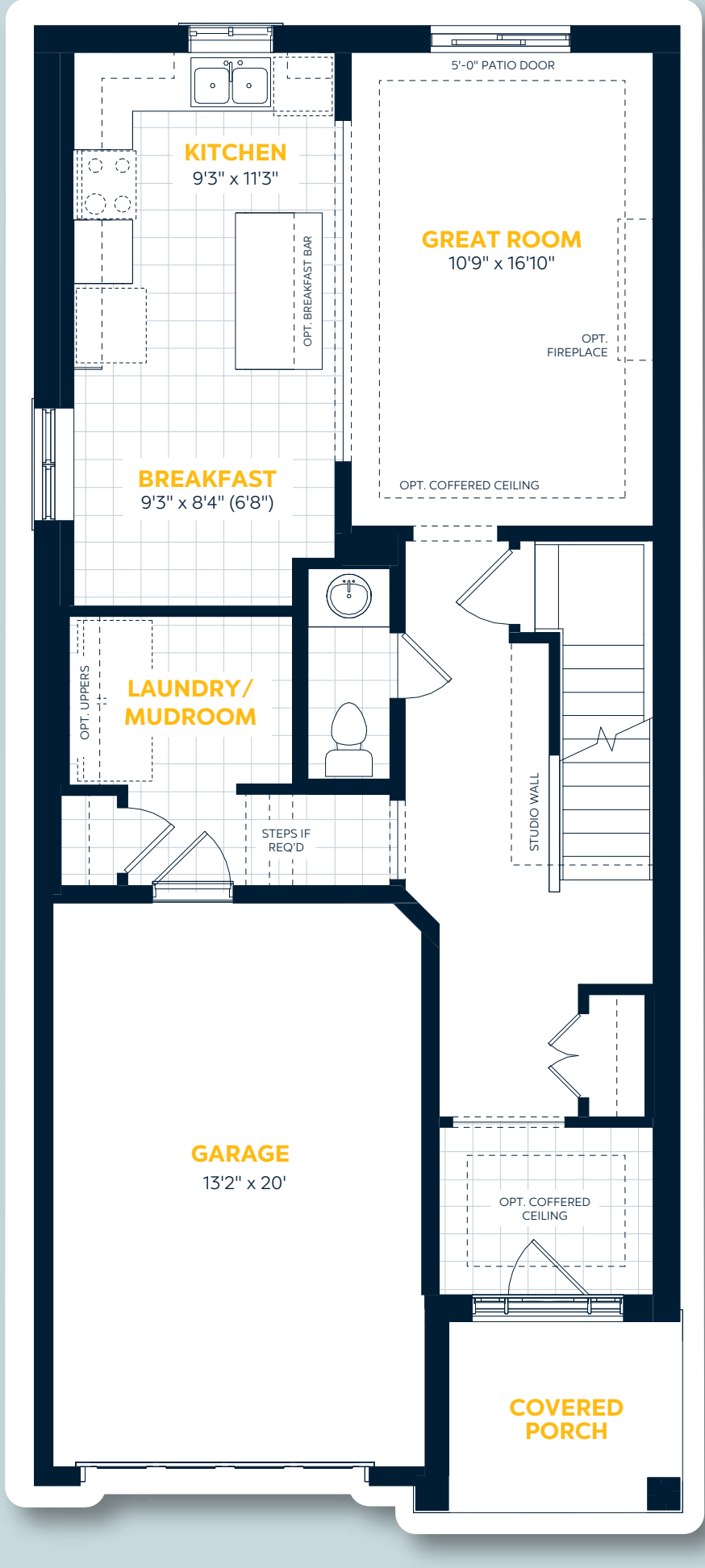


Kade D



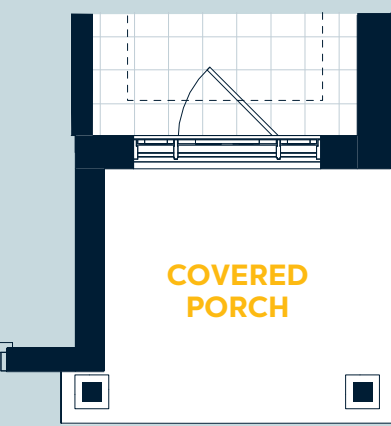
## Main Floor

Elevation A

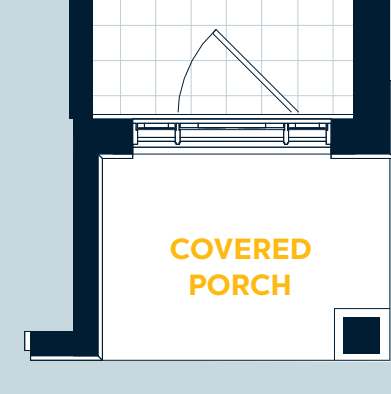


## Elevation Variations

Elevation B & D  
Covered Porch Variation

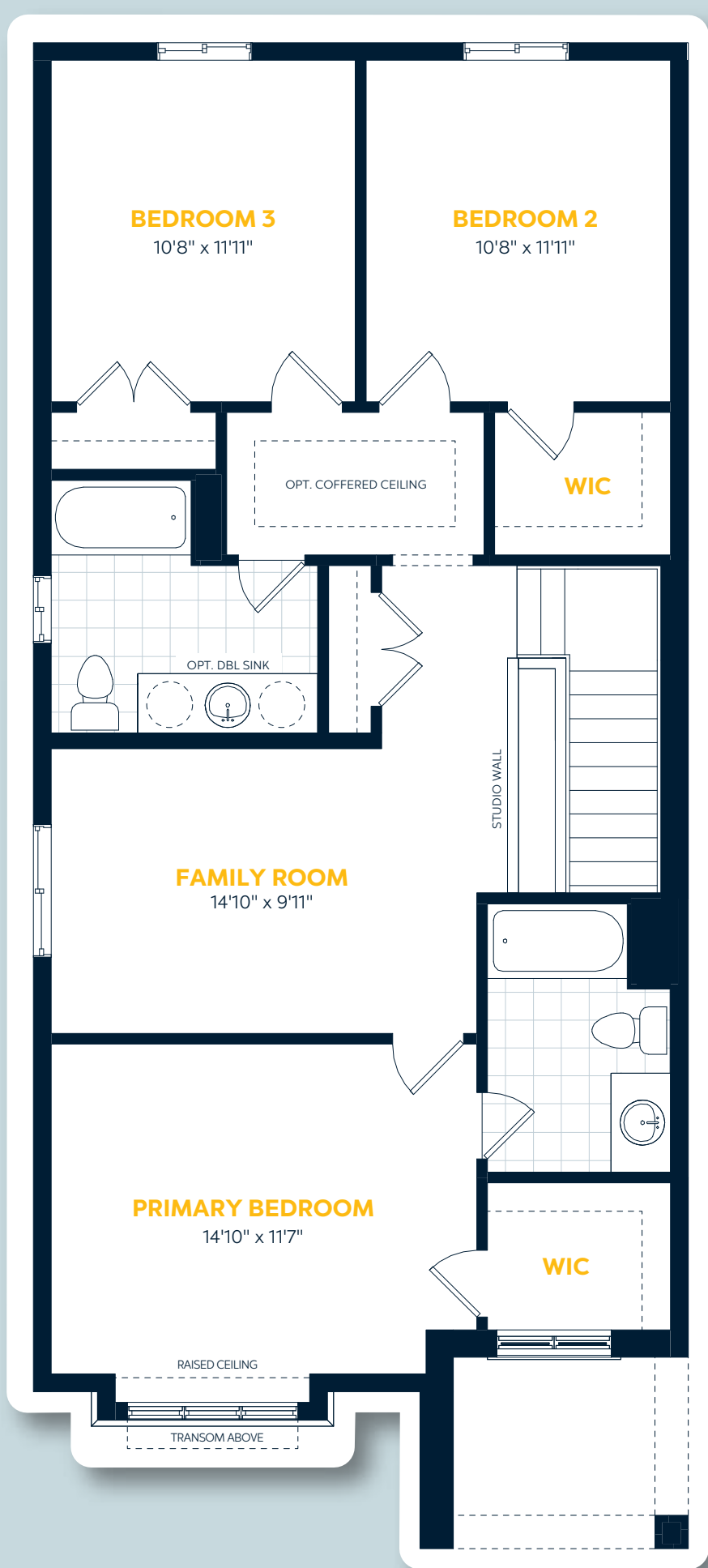


Elevation C  
Covered Porch Variation



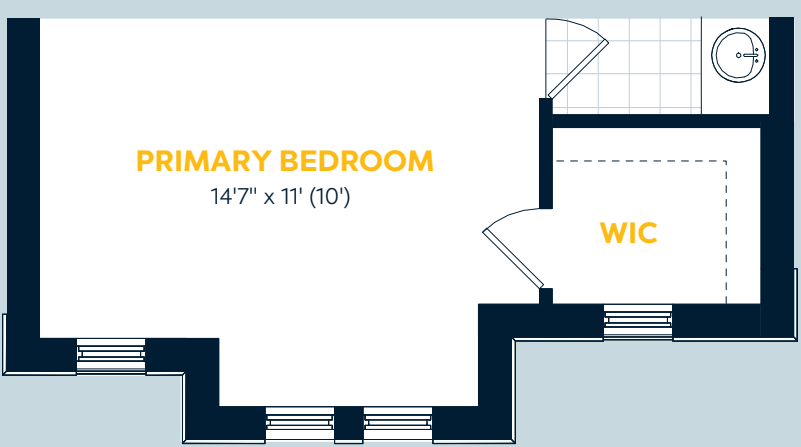
## Upper Floor

Elevation A

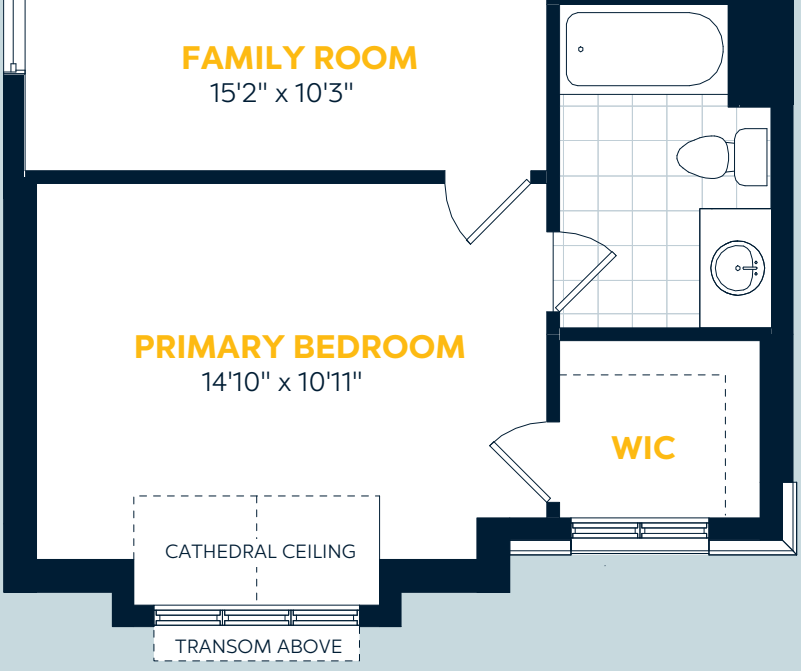


## Elevation Variations

Elevation B  
Primary Bedroom Variation



Elevation C  
Primary Bedroom and Family Room Variation

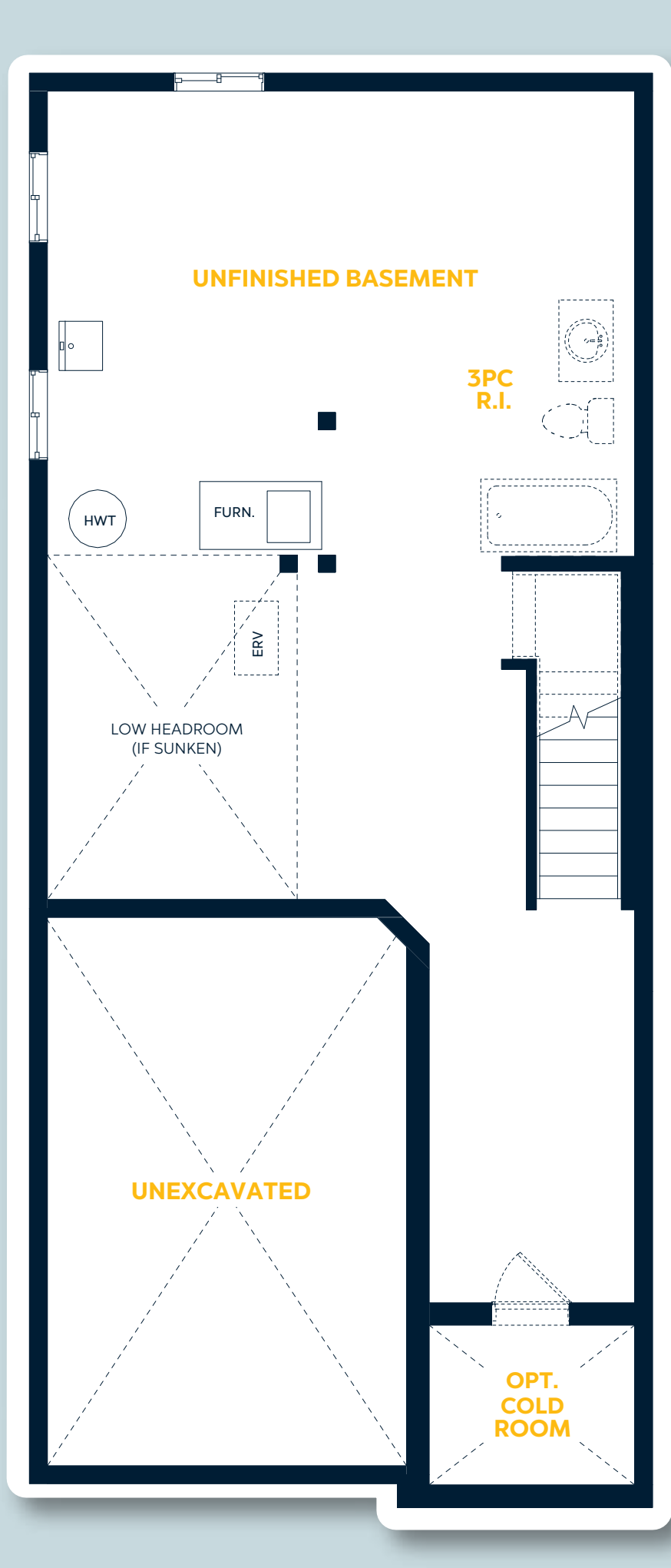


Elevation D  
Primary Bedroom Variation

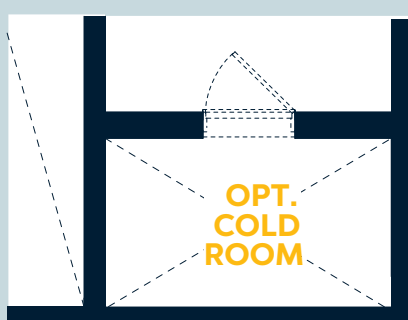


## Basement Floor

Elevation A, B & D



Elevation C  
Optional Cold Room Variation





# The Dane

2,000 sq.ft.

3 Bedroom | 2.5 Bathroom | One-Car Garage

Avia Series | Tidra

30'

- Large Front Foyer with Double Closets
- Open Concept Main Floor
- Large Upper Floor Laundry Room
- Walk-In Closets in Each Bedroom
- Upper Floor Family Room

## Elevations

Dane A



Dane B



Dane C

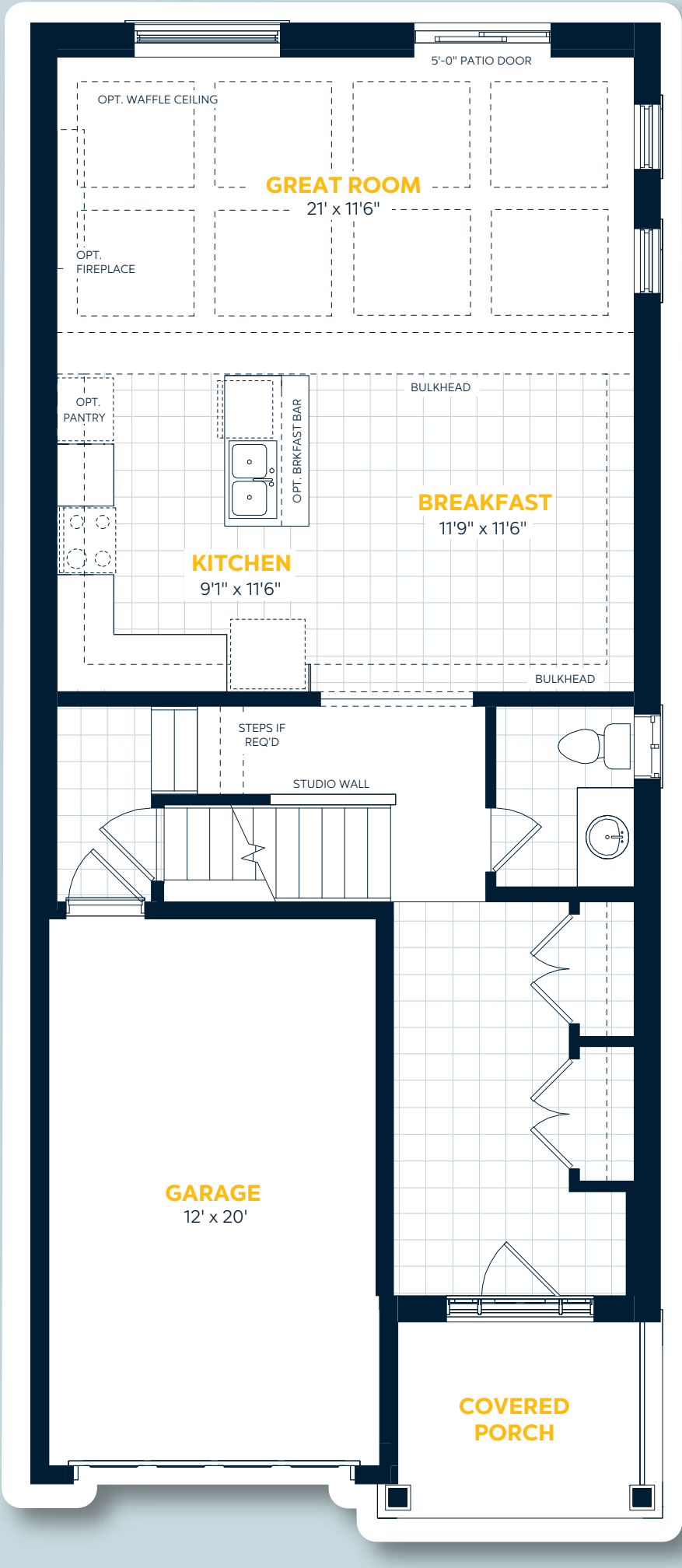


Dane D



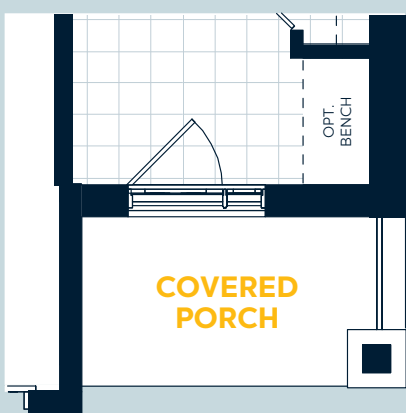
## Main Floor

Elevation A, B & D



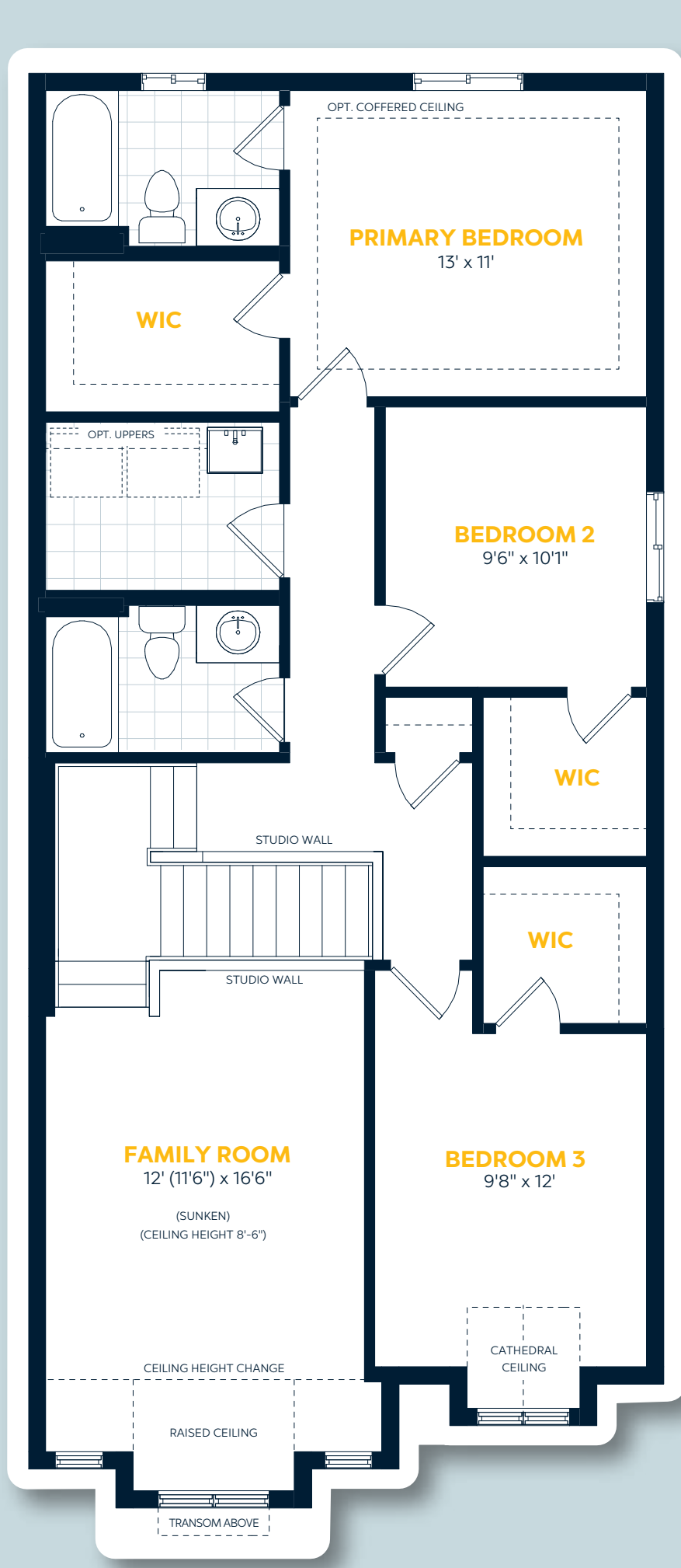
## Elevation Variations

Elevation C  
Covered Porch & Front Door Variation



## Upper Floor

Elevation A



## Elevation Variations

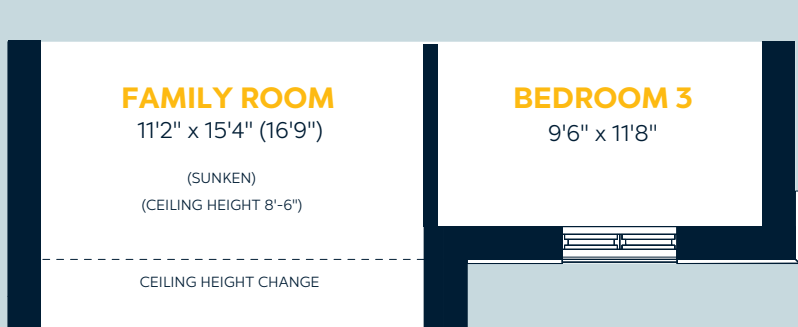
Elevation B  
Family Room and Bedroom 3 Variation



Elevation C  
Family Room and Bedroom 3 Variation

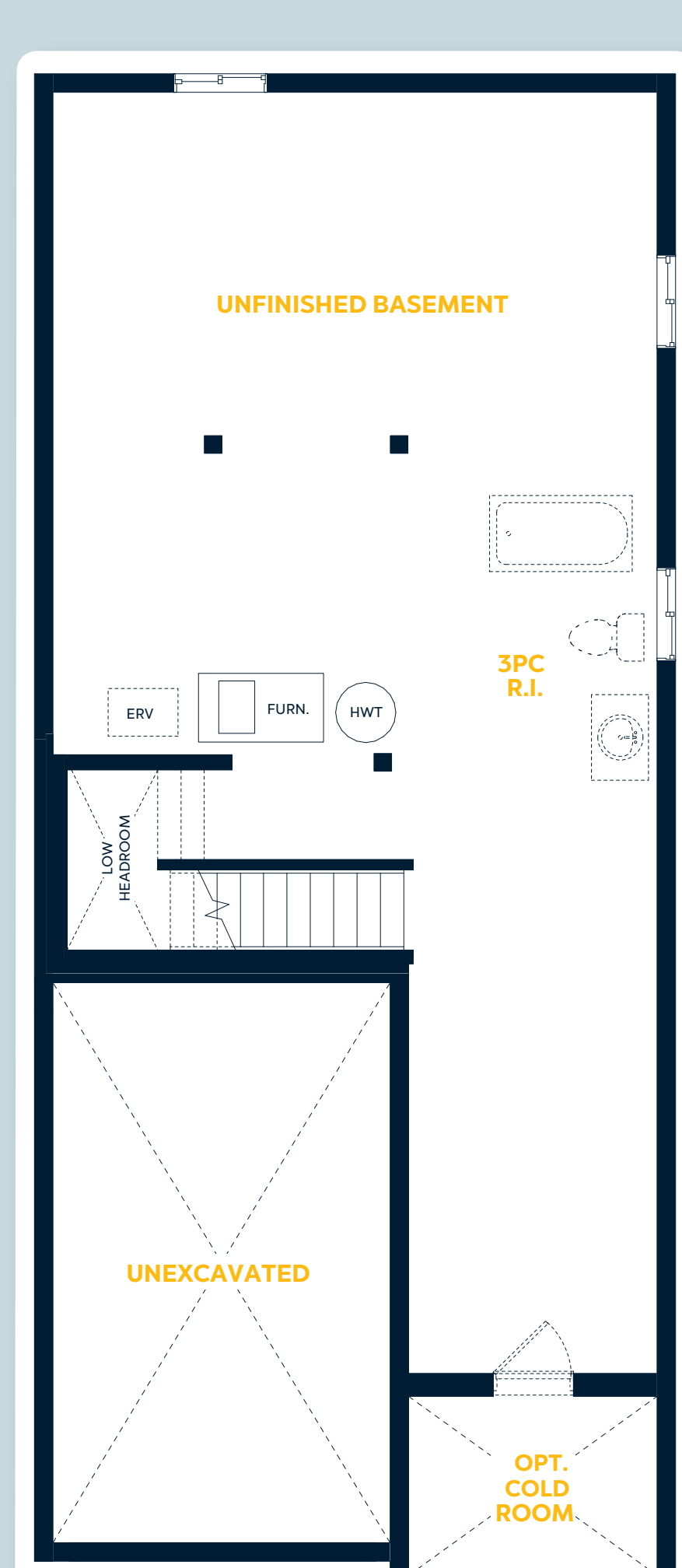


Elevation D  
Family Room and Bedroom 3 Variation



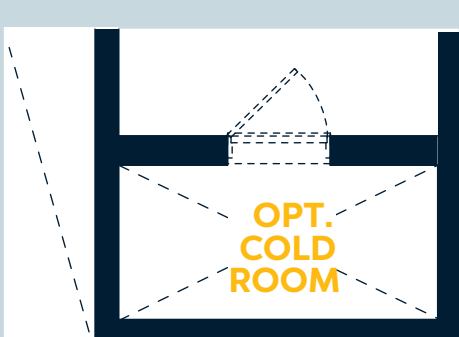
## Basement Floor

Elevation A, B & D



## Elevation Variations

Elevation C  
Optional Covered Porch Variation





# The Hugh

2,300 sq.ft.

3 Bedroom | 2.5 Bathroom | 1 Car Garage

Avia Series | Tidra

30'

- Open Concept Main Floor
- Optional Walk-In Pantry
- Convenient Upper Floor Laundry
- Walk-In Closets in Each Bedroom
- Oversized Primary Walk-In Closet

## Elevations

Hugh A

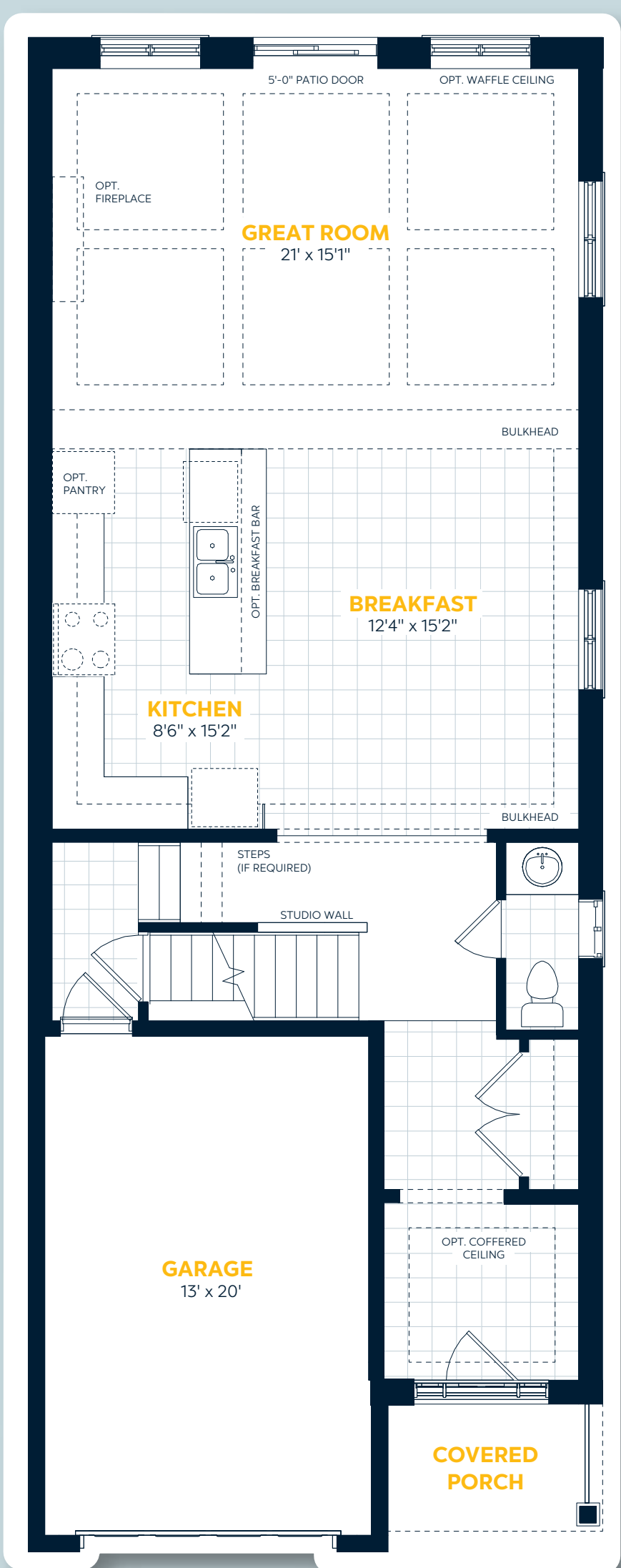


Hugh C



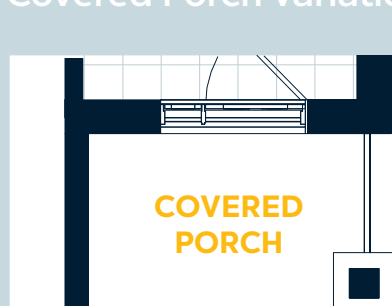
## Main Floor

Elevation A



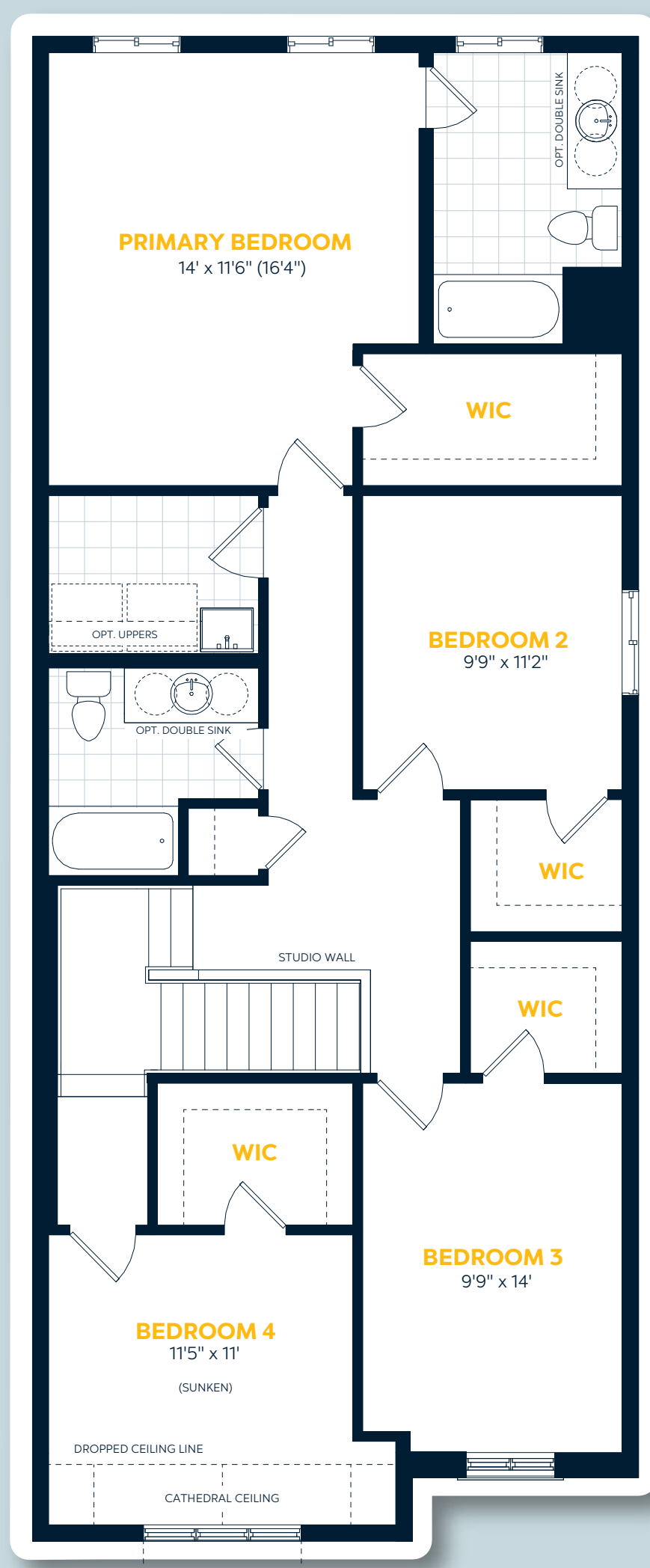
## Elevation Variations

Elevation C  
Covered Porch Variation



## Upper Floor

Elevation A



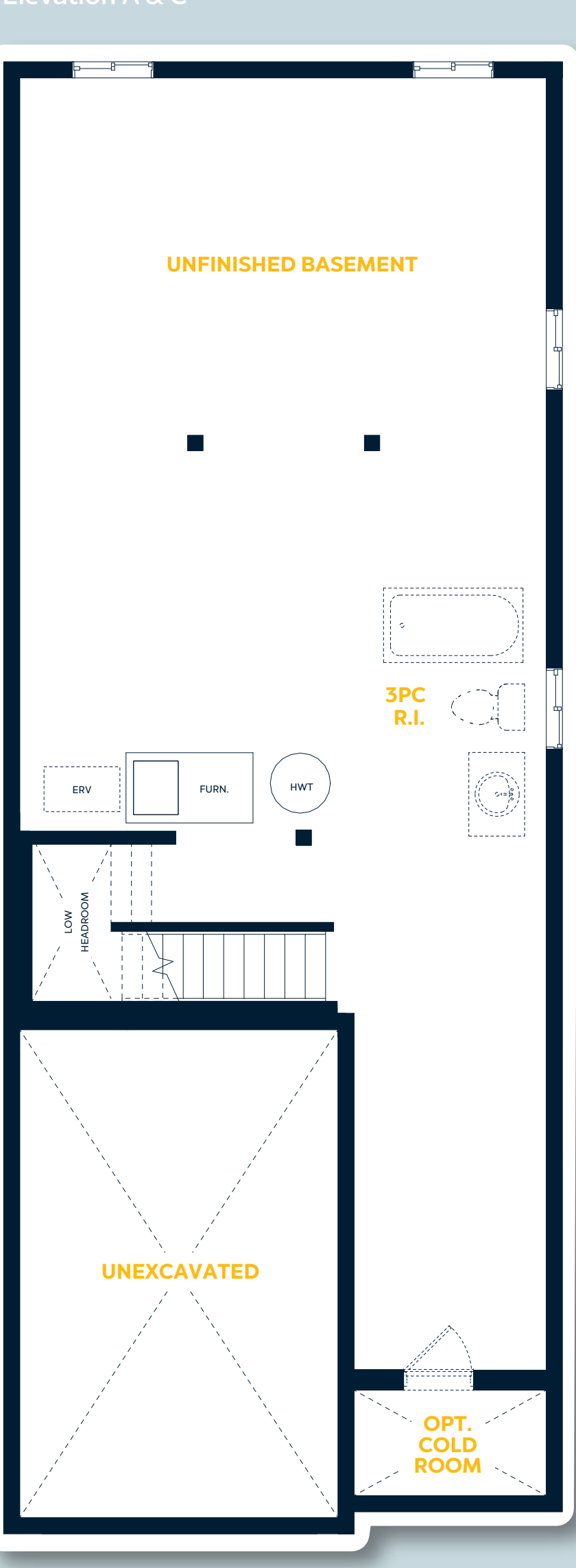
## Elevation Variations

Elevation C  
Front Bedrooms Variation



## Basement Floor

Elevation A & C



E.&O.E. All materials, specifications and floorplans are subject to change without notice. All house renderings are artist's concept. All floorplans are approximate dimensions. Actual usable floor space may vary from stated floor area. Some designs may require upgraded lots. © Fusion Homes 2025. Reproduction of this plan is strictly prohibited.

# The Kyra

1,900 sq.ft.

3 Bedroom | 2.5 Bathroom | 1 Car Garage

Avia Series | Tidra

30'

- Optional Double Closets in Foyer
- Open Concept Kitchen and Great Room
- Main Floor Office
- Convenient Upper Floor Laundry
- Upper Floor Family Room

## Elevations

Kyra A



Kyra B



Kyra D



## Main Floor

Elevation A & D



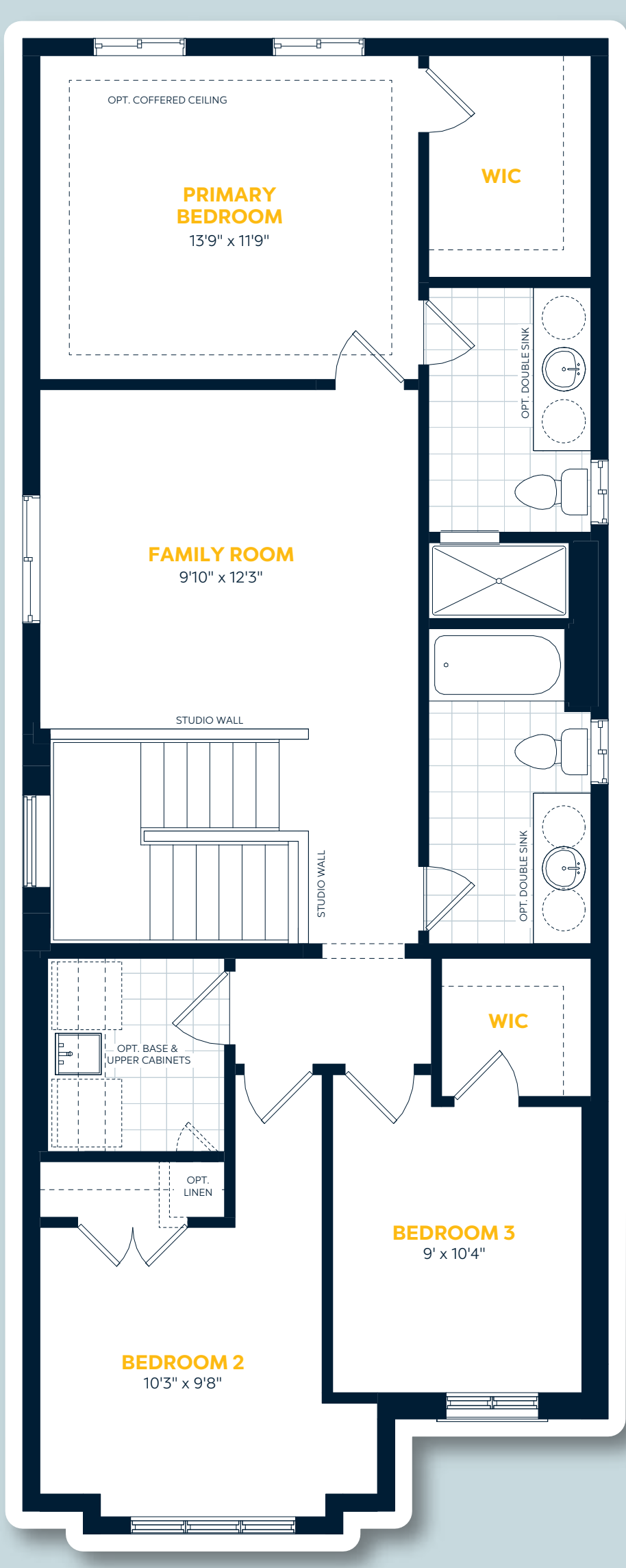
## Elevation Variations

Elevation B  
Dining Room Variation



## Upper Floor

Elevation A

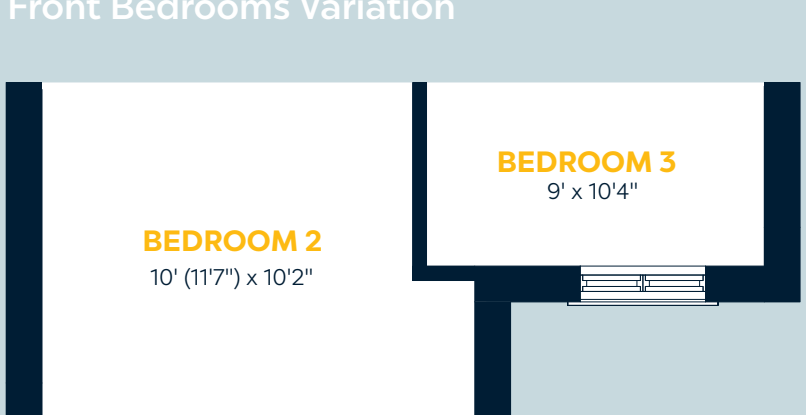


## Elevation Variations

Elevation B  
Front Bedrooms Variation

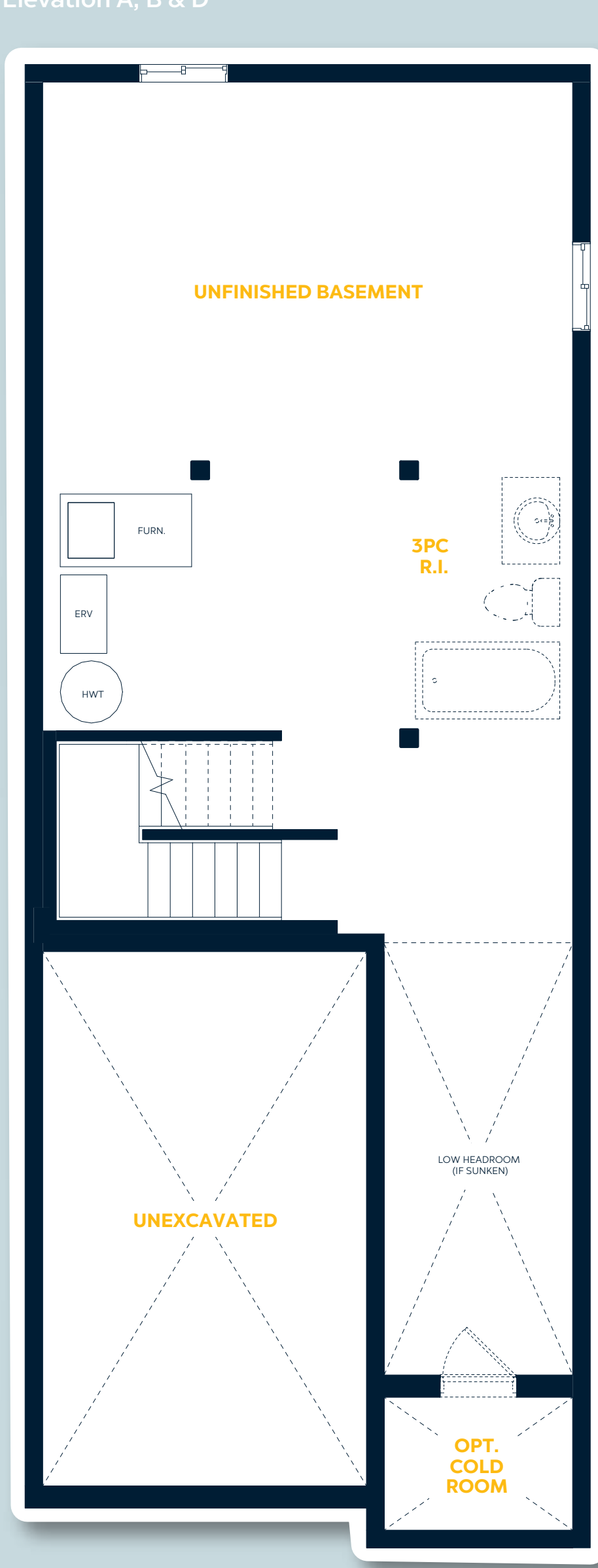


Elevation D  
Front Bedrooms Variation



## Basement Floor

Elevation A, B & D



E.&O.E. All materials, specifications and floorplans are subject to change without notice. All house renderings are artist's concept. All floorplans are approximate dimensions. Actual usable floor space may vary from stated floor area. Some designs may require upgraded lots. © Fusion Homes 2025. Reproduction of this plan is strictly prohibited.



# The Mika

1,850 sq.ft.

3 Bedroom | 1.5 Bathroom | 1 Car Garage

Nova Series | Tidra

30'

- Open Concept Main Floor
- Convenient Main Floor Powder Room
- Large Laundry Room & Mud Room
- Upper Floor Family Room
- Large Primary Bedroom With Sitting Area

## Elevations

Mika A

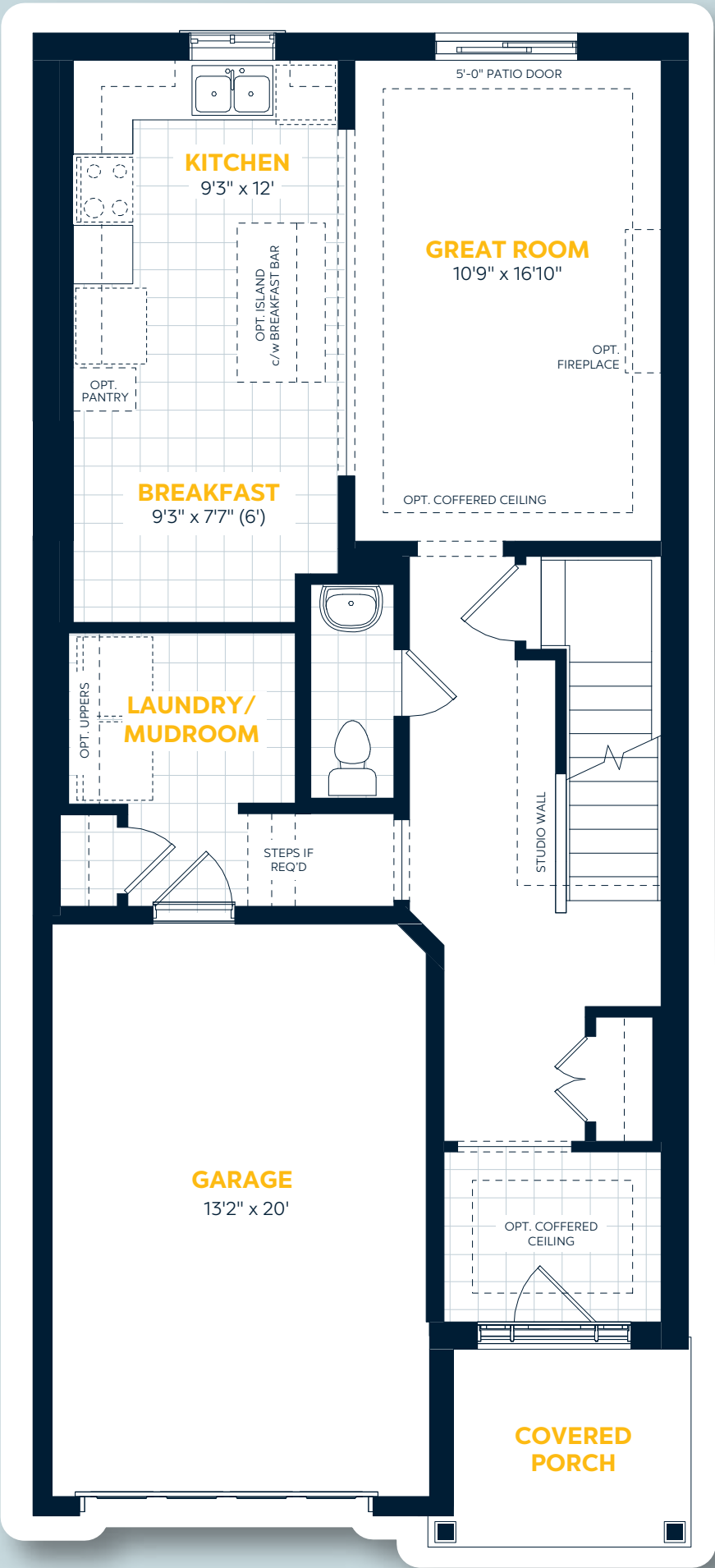


Mika C



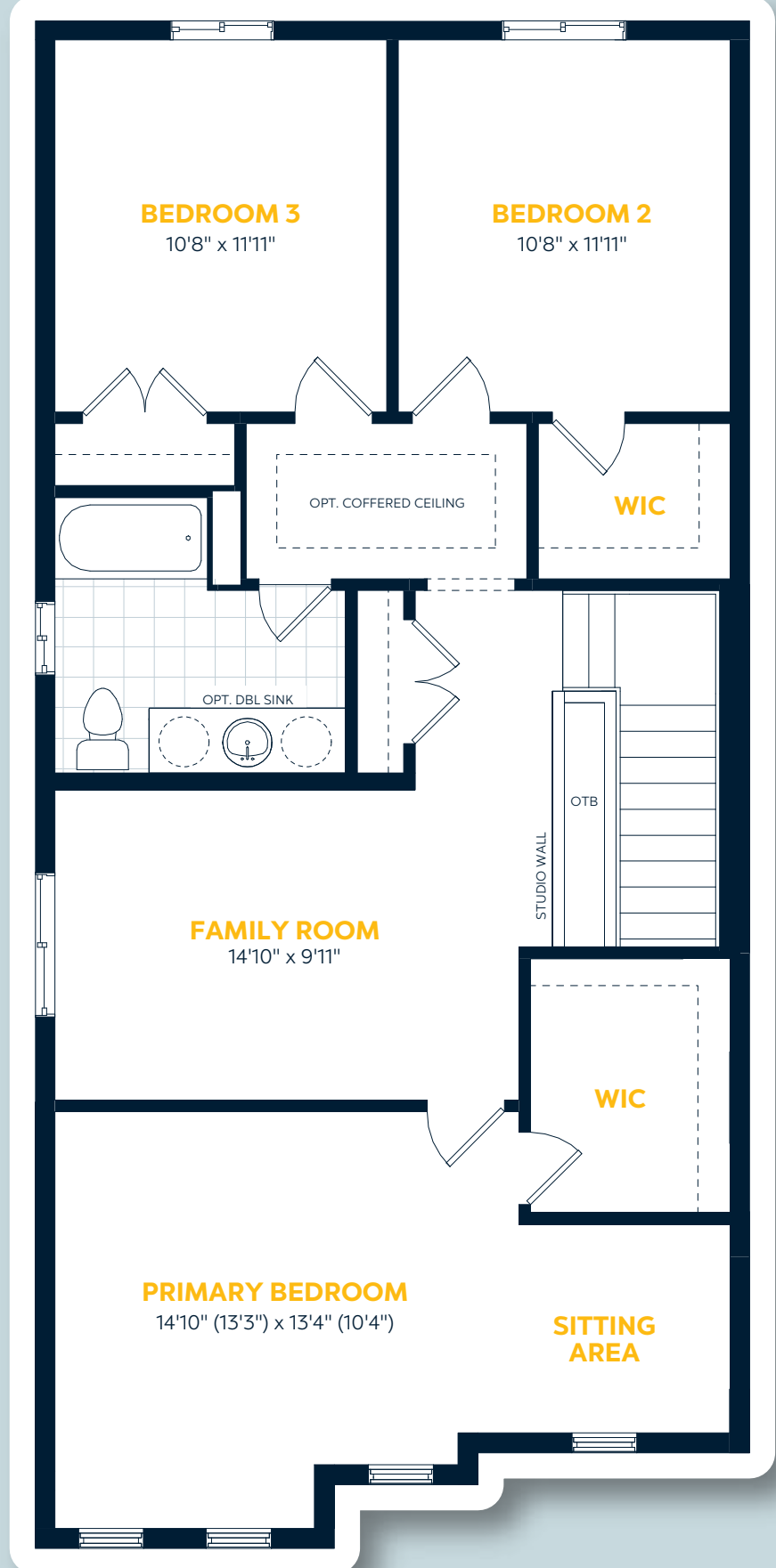
## Main Floor

Elevation A & C



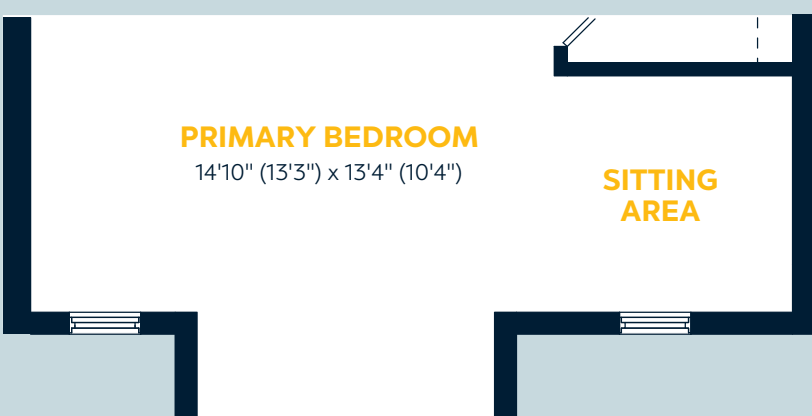
## Upper Floor

Elevation A



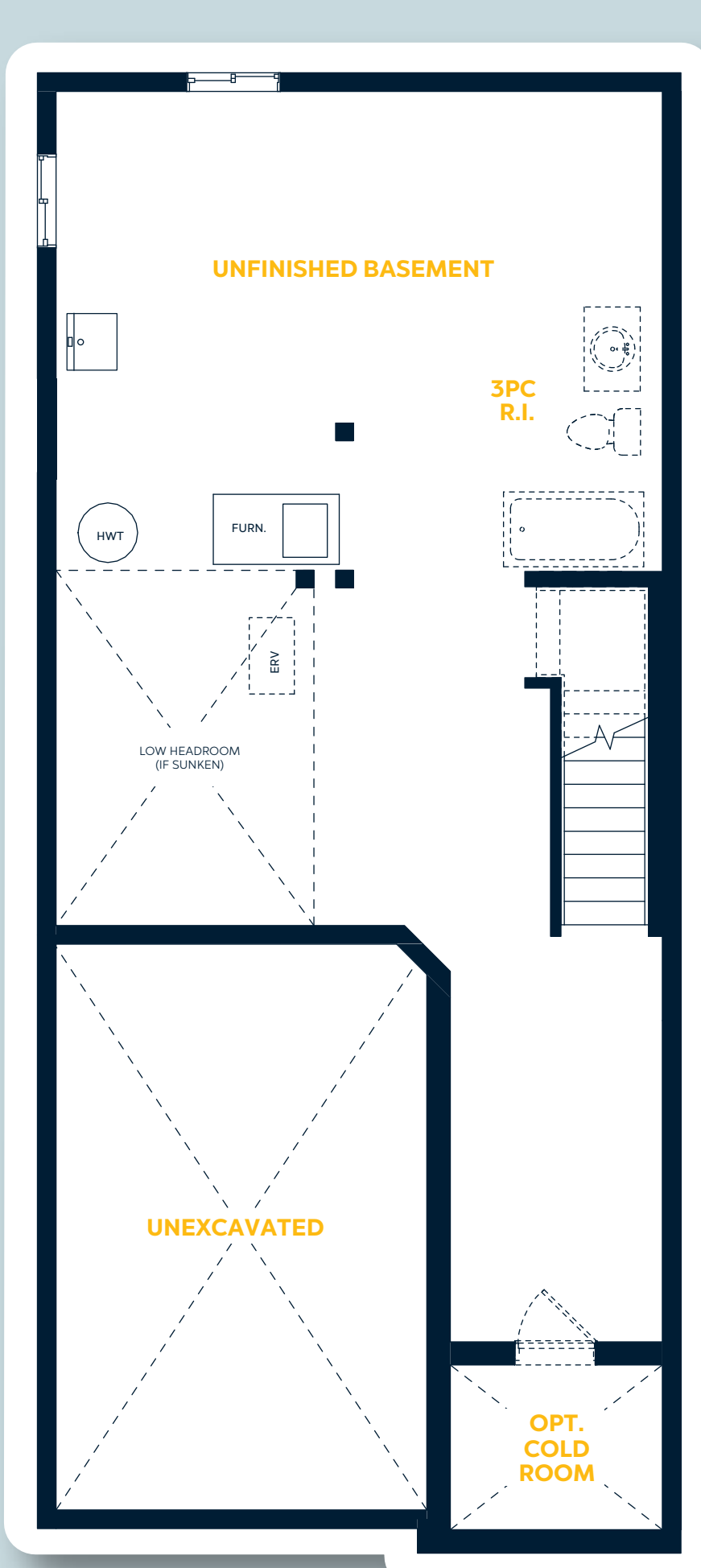
## Elevation Variations

Elevation C  
Primary Bedroom Variation



## Basement Floor

Elevation A & C



# The Orla

1,700 sq.ft.

3 Bedroom | 1.5 Bathroom | 1 Car Garage

Nova Series | Tidra

30'

- Convenient Main Floor Powder Room
- Open Concept Main Floor
- Convenient Upper Floor Laundry
- Oversized Primary Walk-In Closet
- Large Primary Bedroom With Sitting Area

## Elevations

Orla A

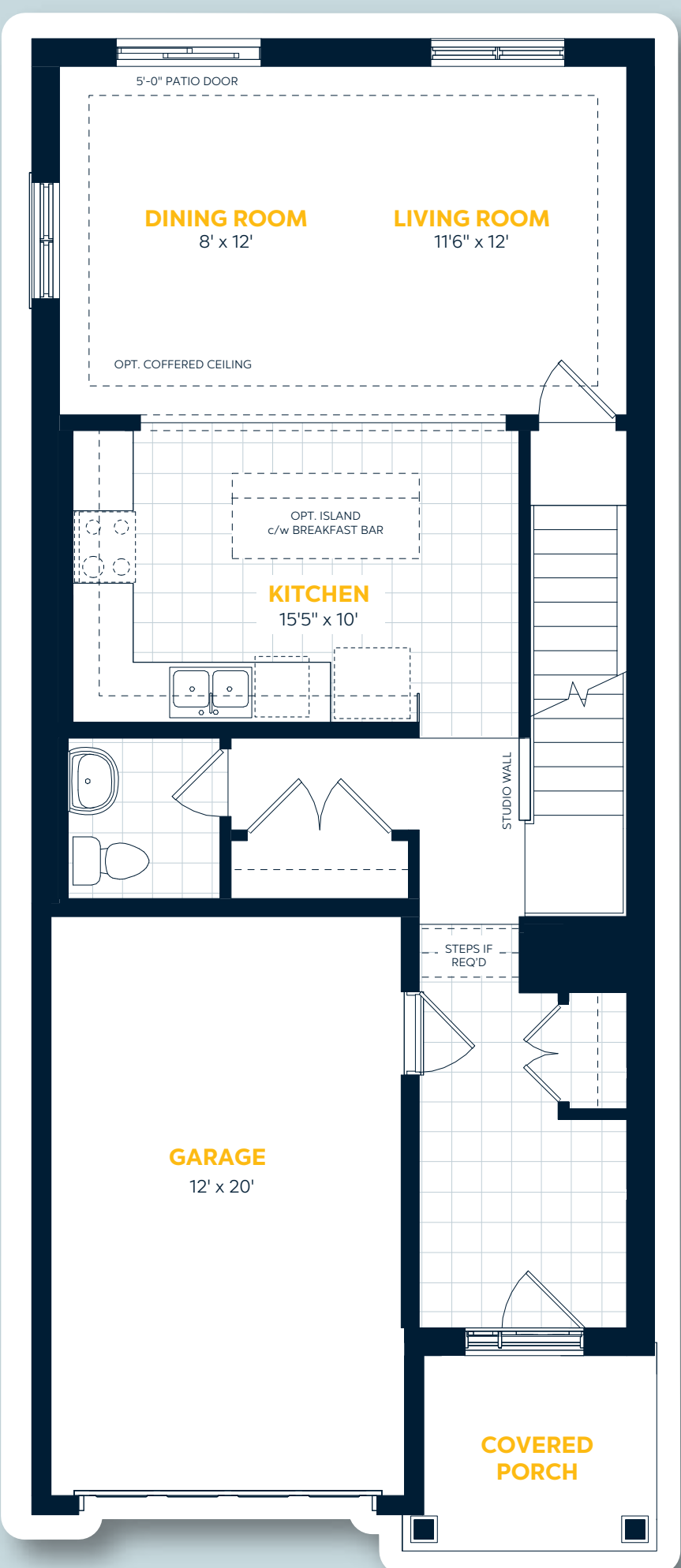


Orla C



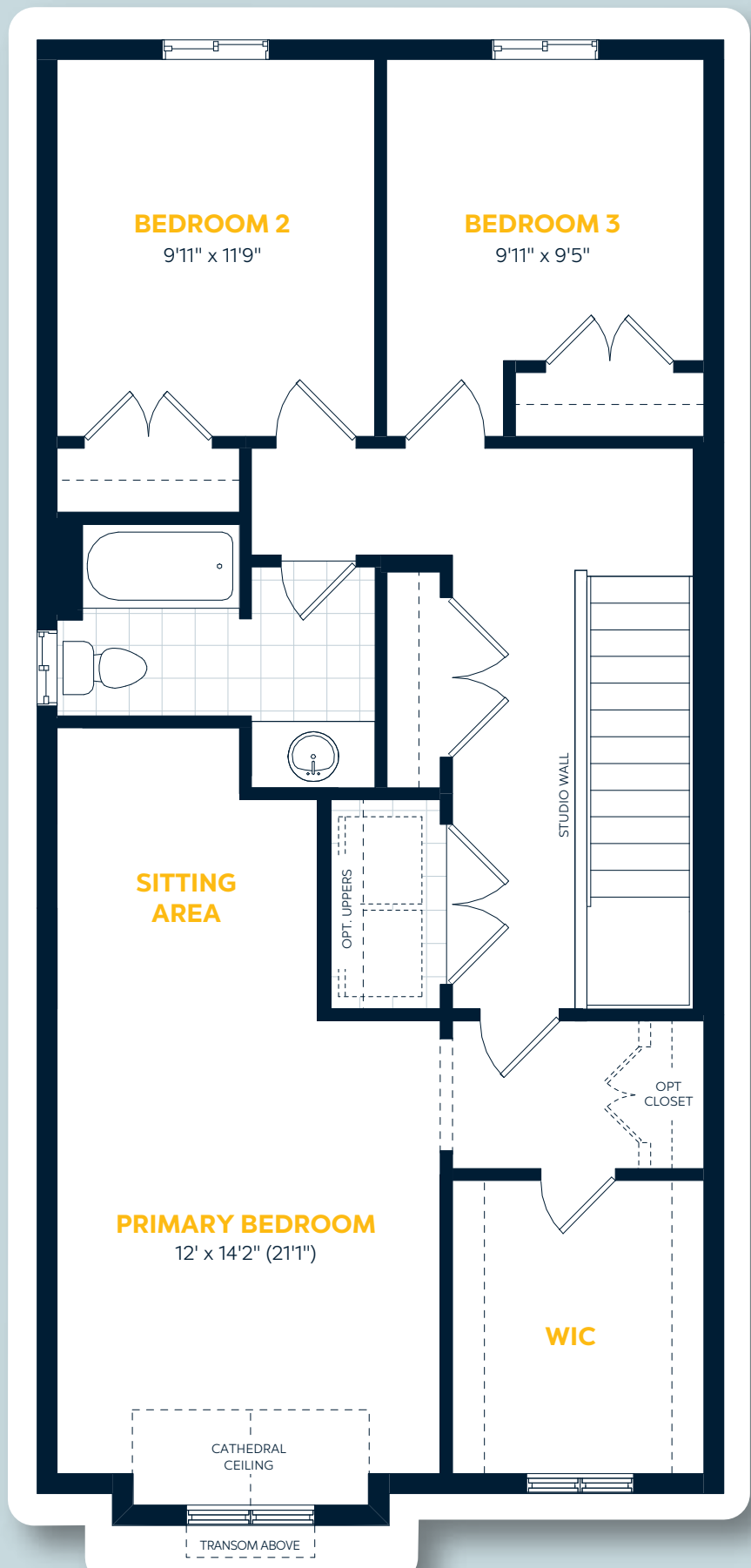
## Main Floor

Elevation A & C



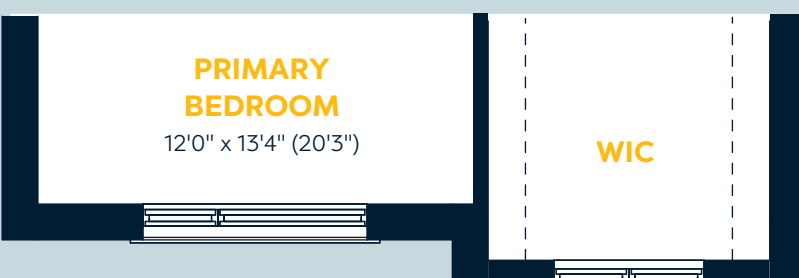
## Upper Floor

Elevation A



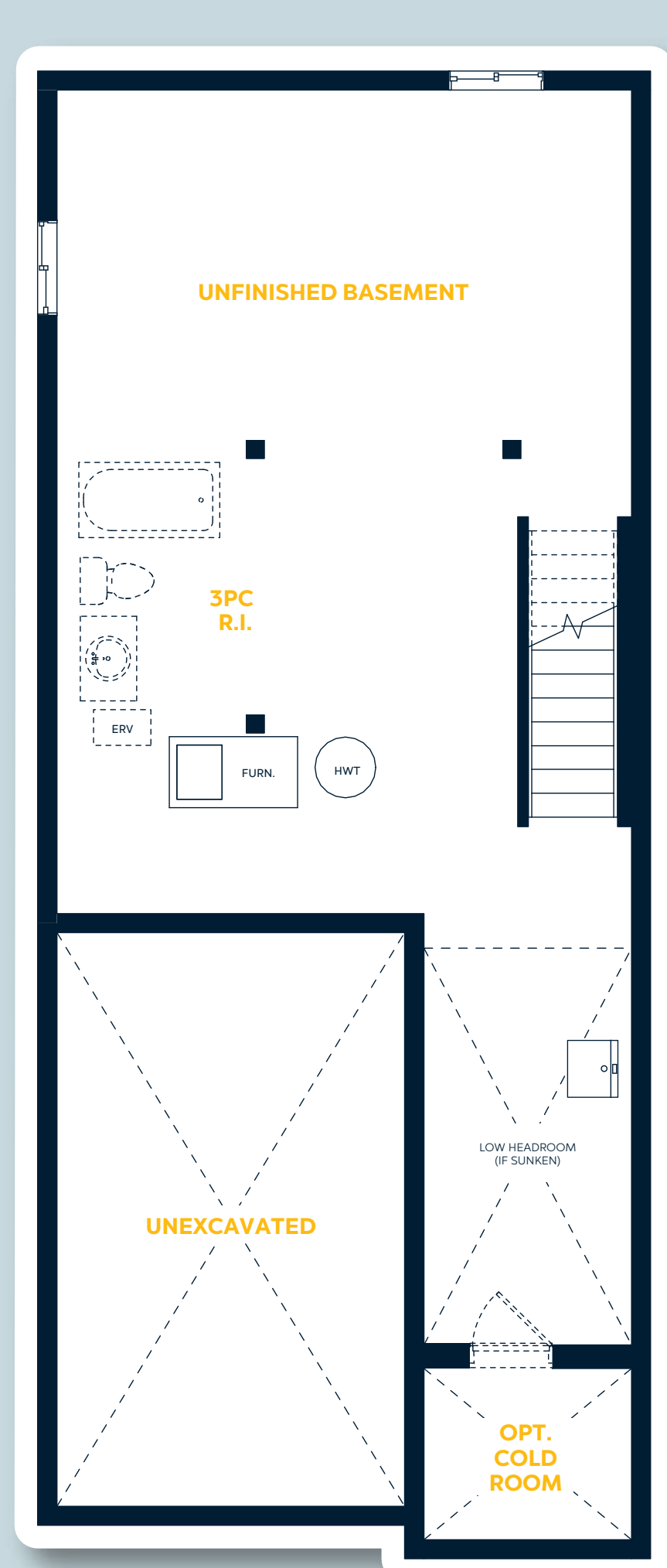
## Elevation Variations

Elevation C  
Primary Bedroom Variation



## Basement Floor

Elevation A & C





# The Shay

1,890 sq.ft.

3 Bedroom | 2.5 Bathroom | 1 Car Garage

Avia Series | Tidra

30'

- Open Concept Main Floor
- Main Floor Laundry and Mud Room
- Upper Floor Family Room
- Large Primary Walk-In Closet
- Increased Closet Space in Bedrooms 2 & 3

## Elevations

Shay A



Shay B

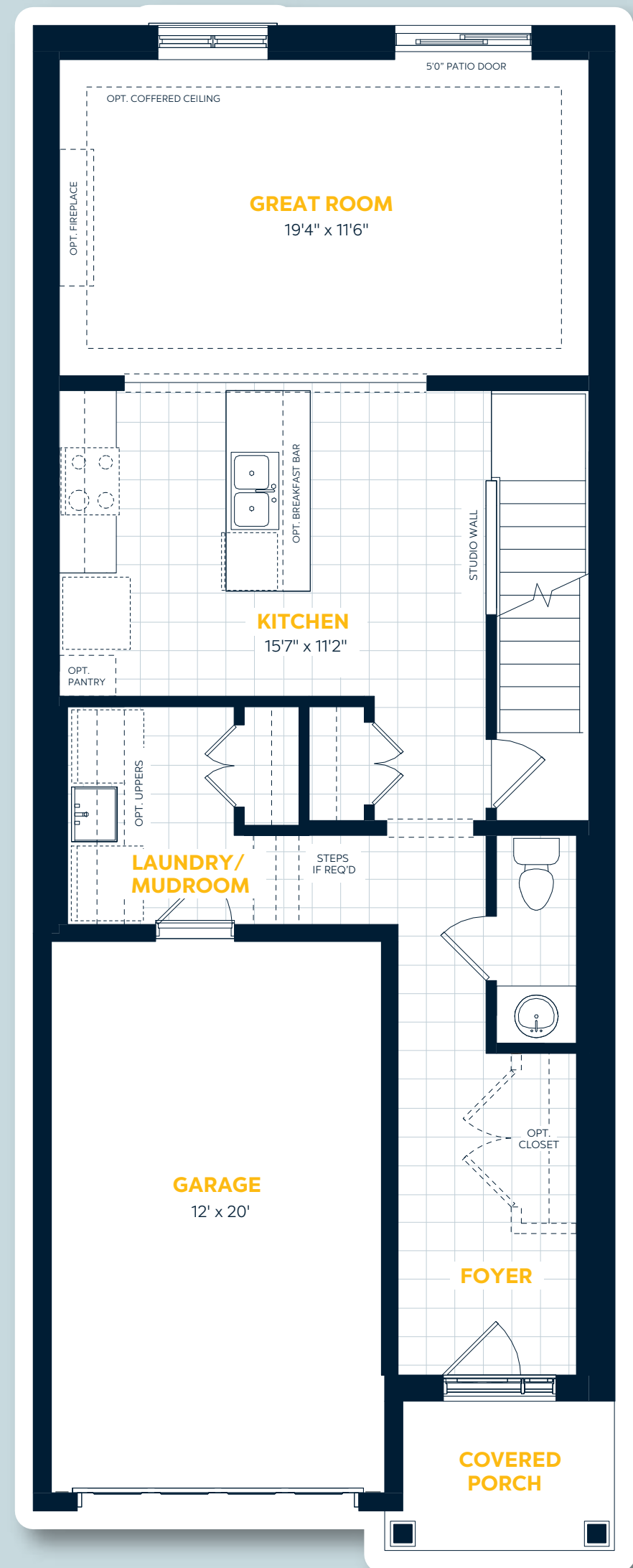


Shay D



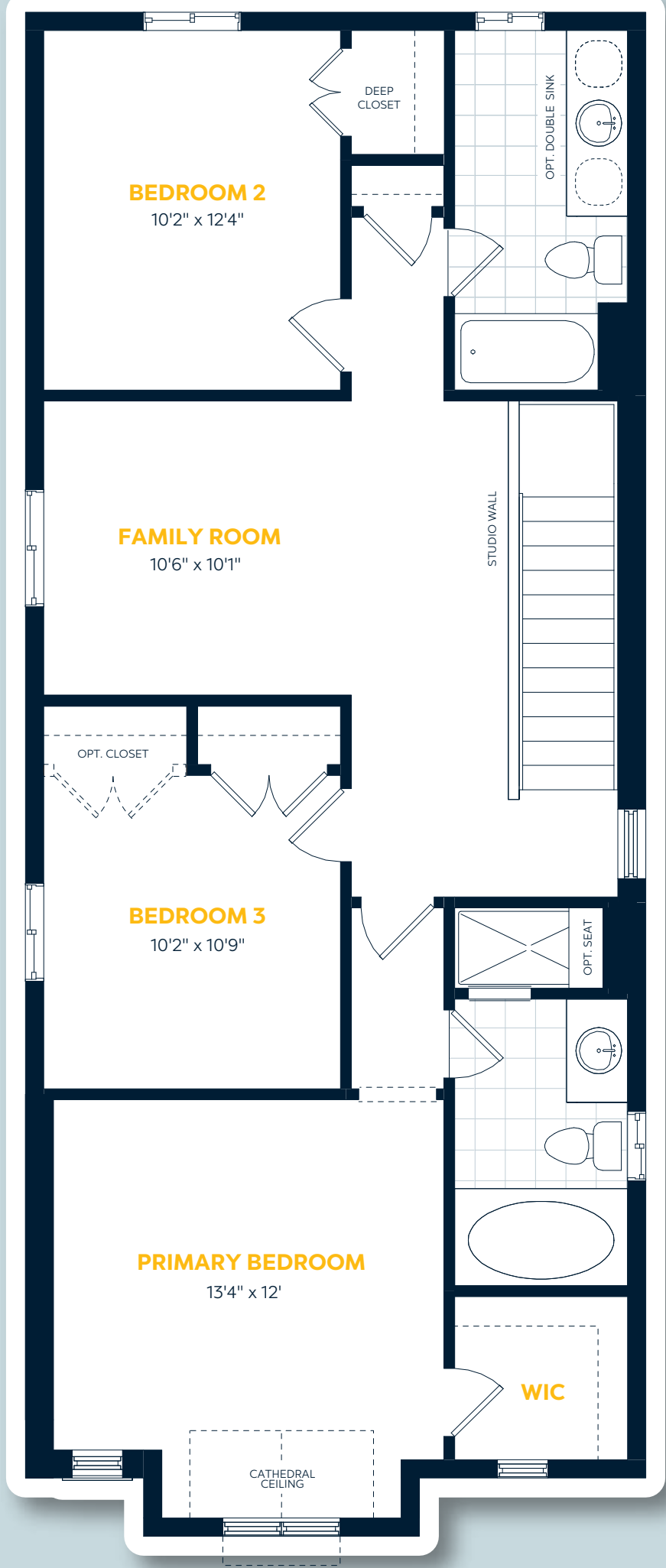
## Main Floor

Elevation A, B & D



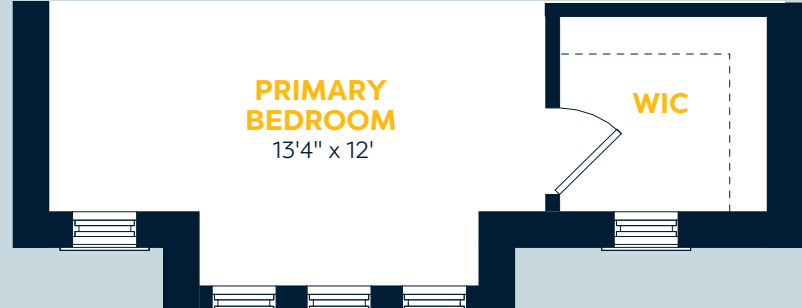
## Upper Floor

Elevation A



## Elevation Variations

Elevation B  
Primary Bedroom Variation

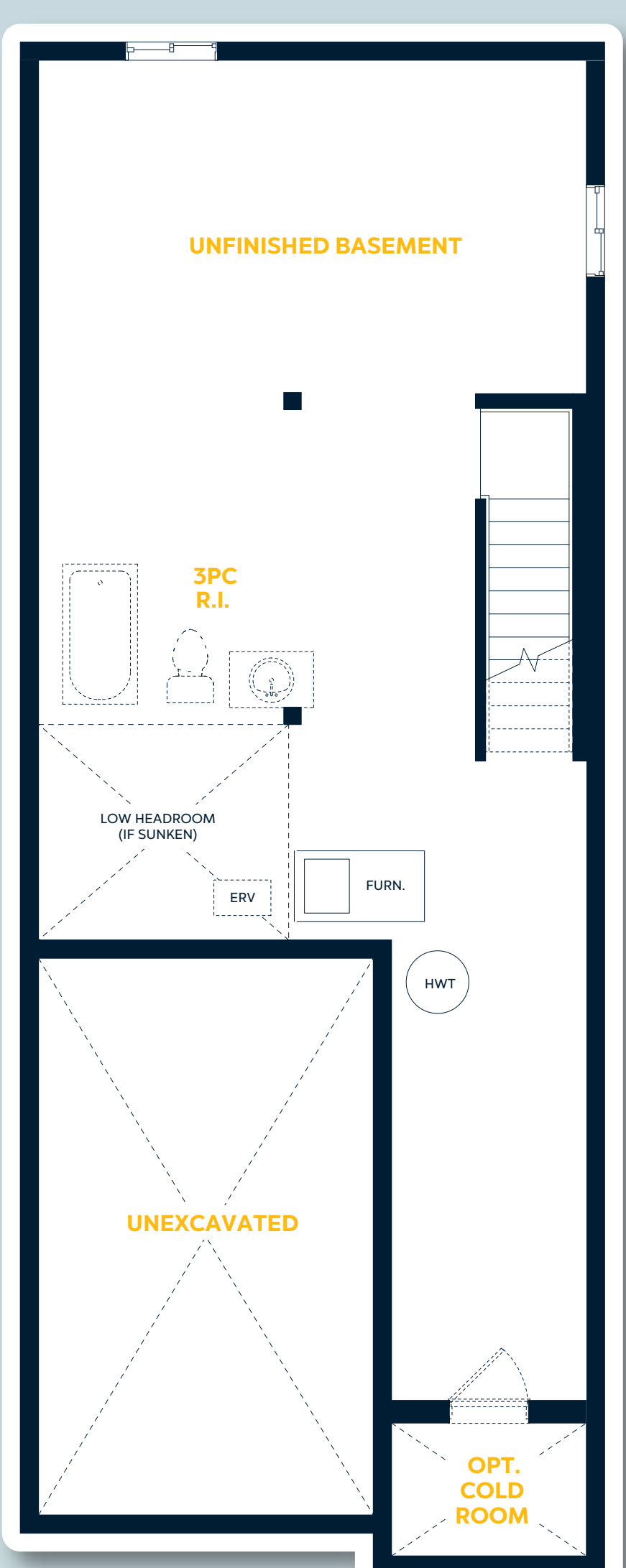


Elevation D  
Primary Bedroom Variation



## Basement Floor

Elevation A, B & D



E.&O.E. All materials, specifications and floorplans are subject to change without notice. All house renderings are artist's concept. All floorplans are approximate dimensions. Actual usable floor space may vary from stated floor area. Some designs may require upgraded lots. © Fusion Homes 2025. Reproduction of this plan is strictly prohibited.



# The Theo

2,100 sq.ft.

3 Bedroom | 2.5 Bathroom | 1 Car Garage

Avia Series | Tidra

30'

- Open Concept Main Floor
- Main Floor Laundry and Mud Room
- Optional Walk-In Pantry
- Upper Floor Family Room
- Oversized Primary Walk-In Closet

## Elevations

Theo A

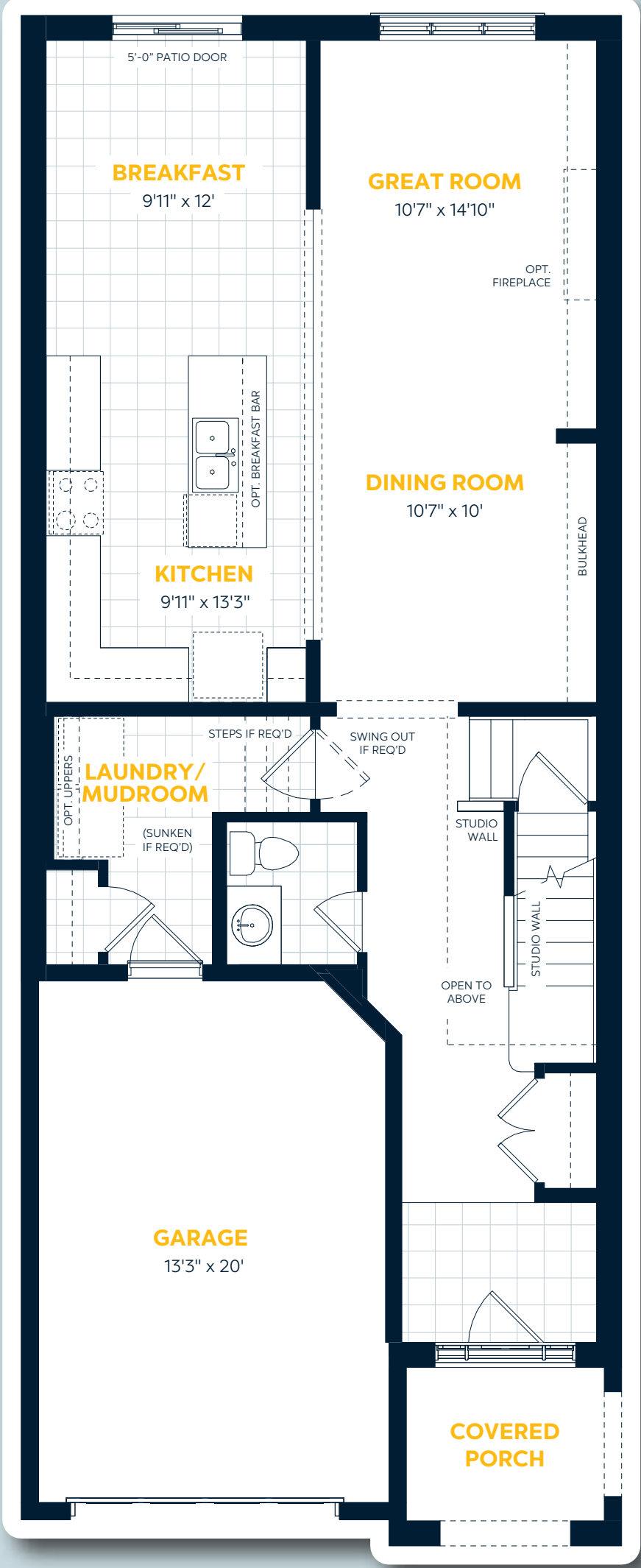


Theo C



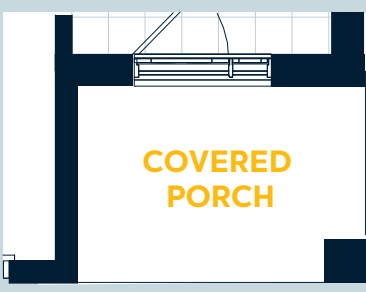
## Main Floor

Elevation A



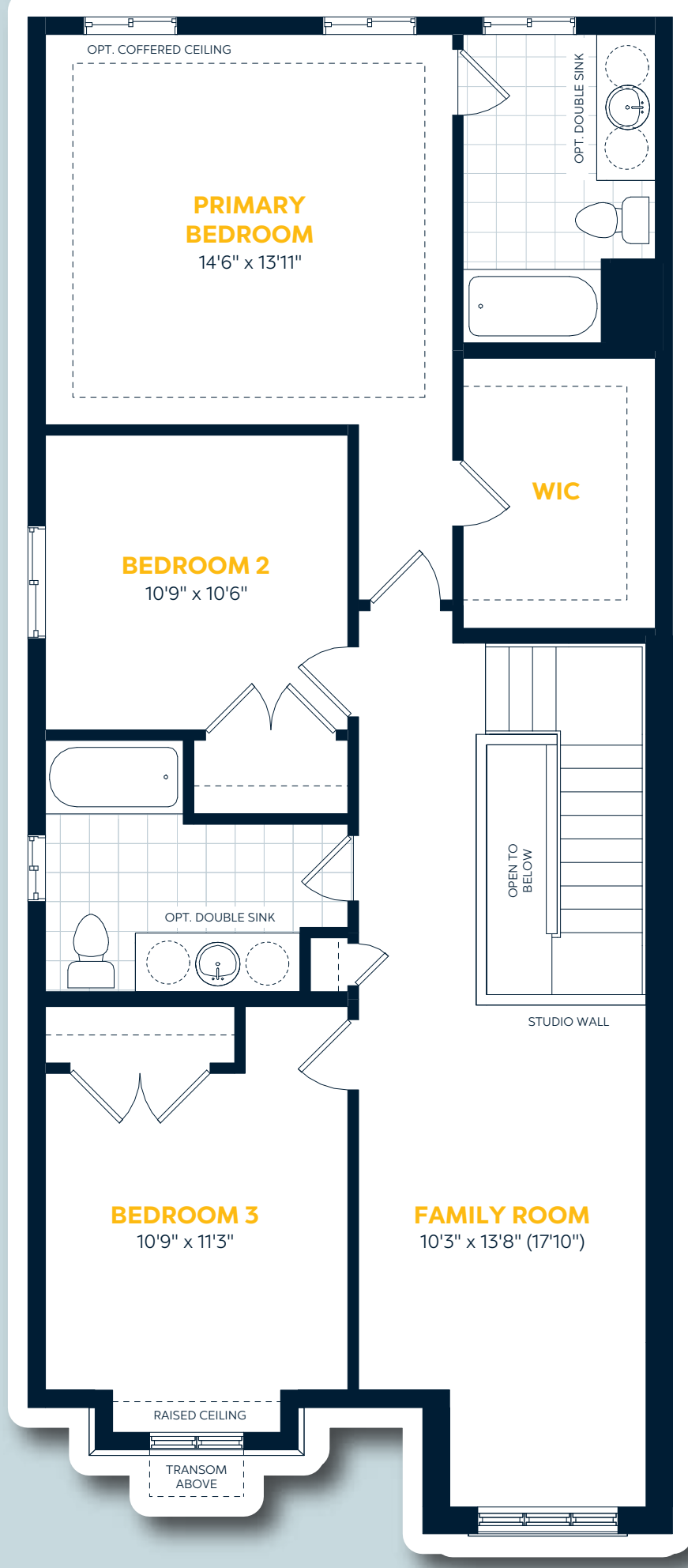
## Elevation Variations

Elevation C  
Covered Porch Variation



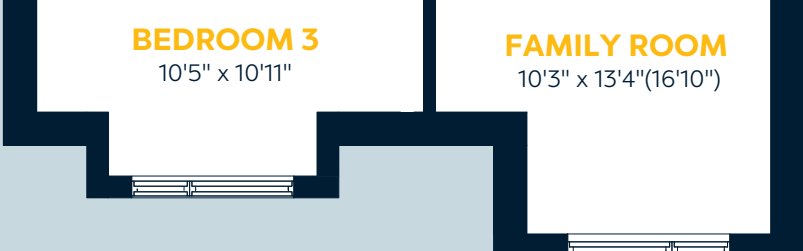
## Upper Floor

Elevation A



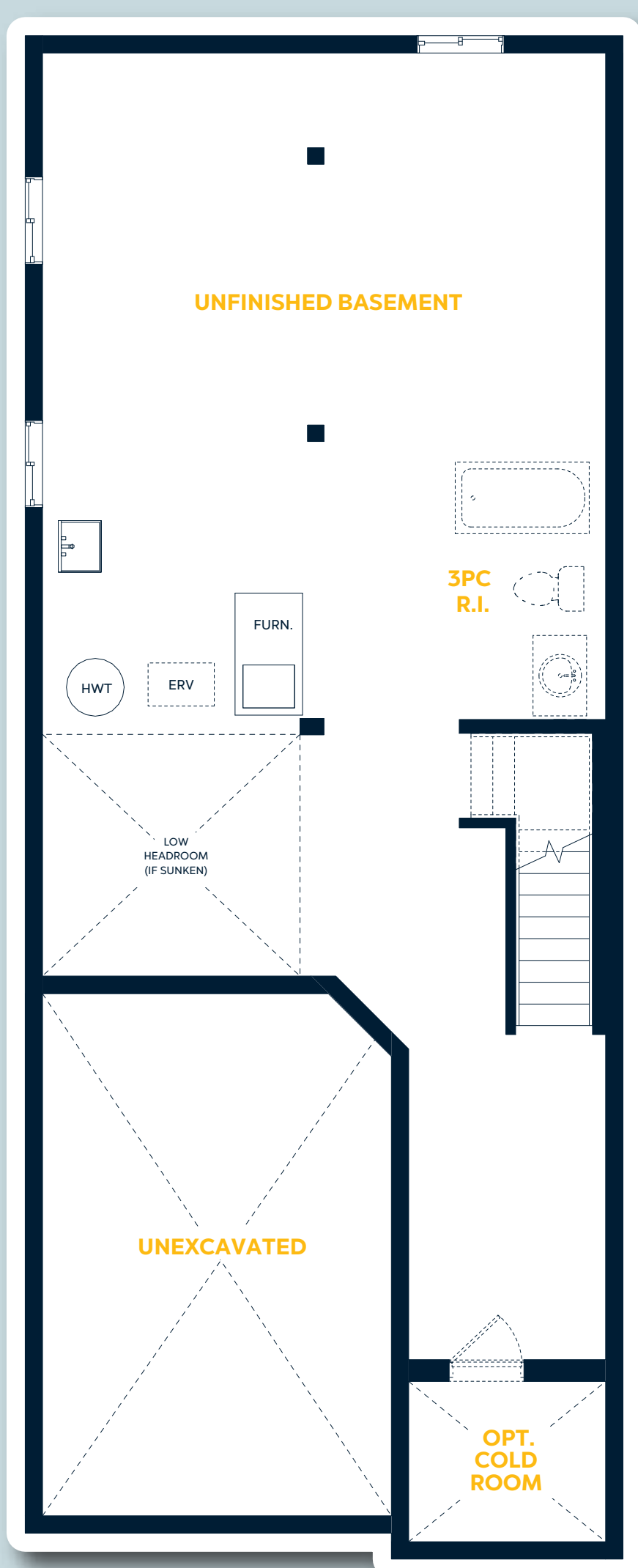
## Elevation Variations

Elevation C  
Bedroom 3 and Family Room Variation



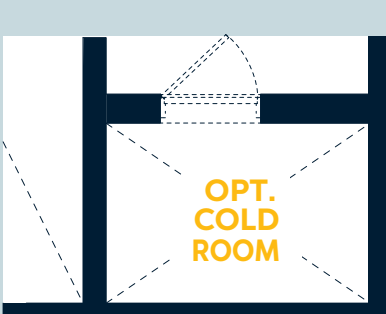
## Basement Floor

Elevation A



## Elevation Variations

Elevation C  
Optional Cold Room Variation



E.&O.E. All materials, specifications and floorplans are subject to change without notice. All house renderings are artist's concept. All floorplans are approximate dimensions. Actual usable floor space may vary from stated floor area. Some designs may require upgraded lots. © Fusion Homes 2025. Reproduction of this plan is strictly prohibited.